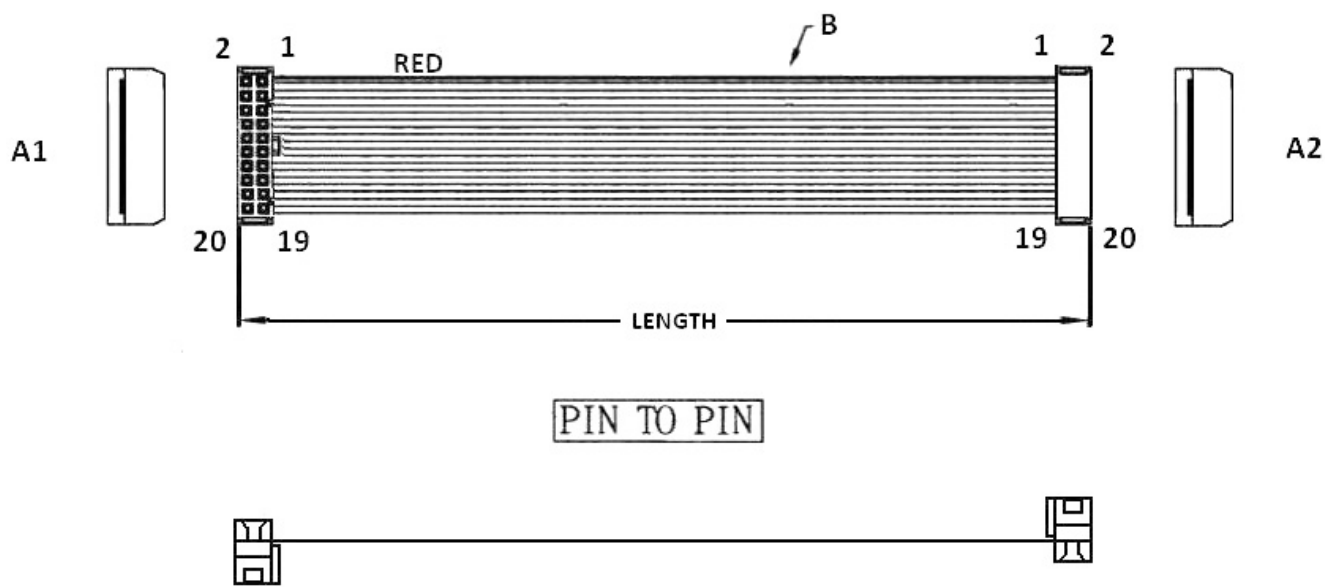


1.27MM PITCH FLAT CABLE WITH 2* 2.54MM PITCH IDC SOCKETS WITHOUT STRAIN RELIEF (H=11.0MM) (A1)

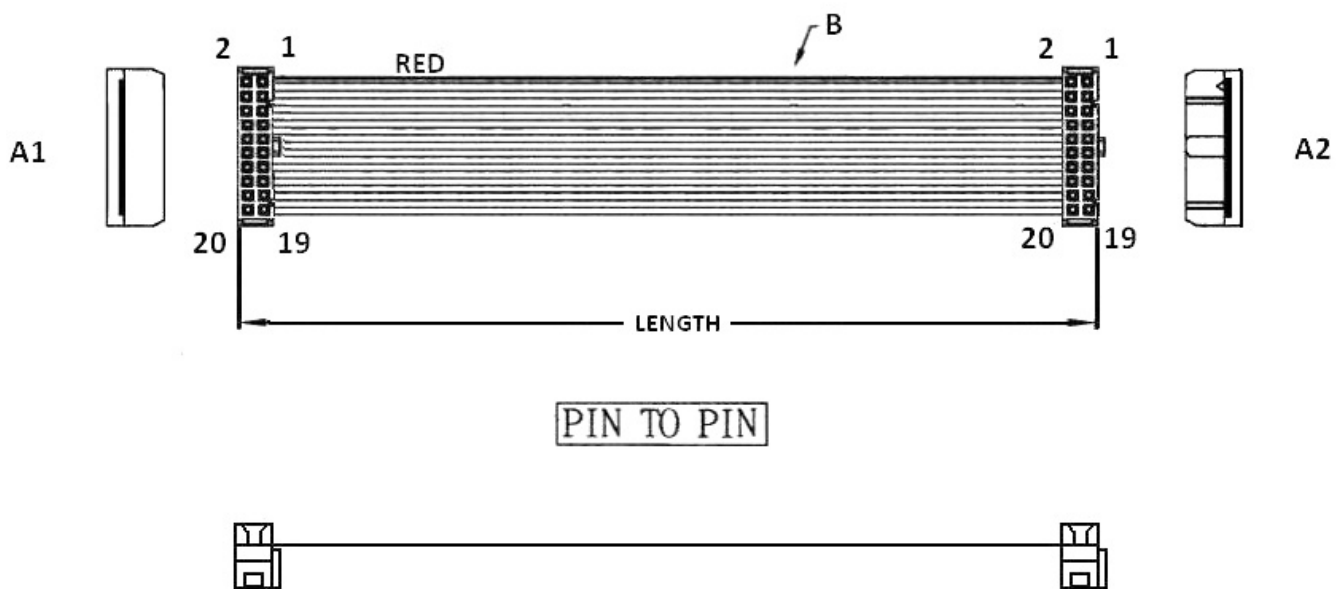


ORDERING INFORMATION:

P/N $\frac{KA}{1} \frac{xx}{2} \frac{KK}{3} - \frac{xx}{4} CM \frac{x}{5}$

1. FLAT CABLE TYPE:
"KA" 1.27MM AWG28 UL2651 VW-1
PVC INSULATION GRAY
2. NO. OF CONTACTS:
06~64
3. CONNECTORS AT TWO ENDS:
"KK" 2.54MM IDC SOCKET WITH NOSE W/O S.R. TO
2.54MM IDC SOCKET WITH NOSE W/O S.R.
4. LENGTH IN CM (CENTIMETERS)
5. COLOR OF TWO IDC CONNECTORS:
"B" BLACK
"A" GRAY

1.27MM PITCH FLAT CABLE WITH 2* 2.54MM PITCH IDC SOCKETS WITHOUT STRAIN RELIEF (H=11.0MM) (A2)

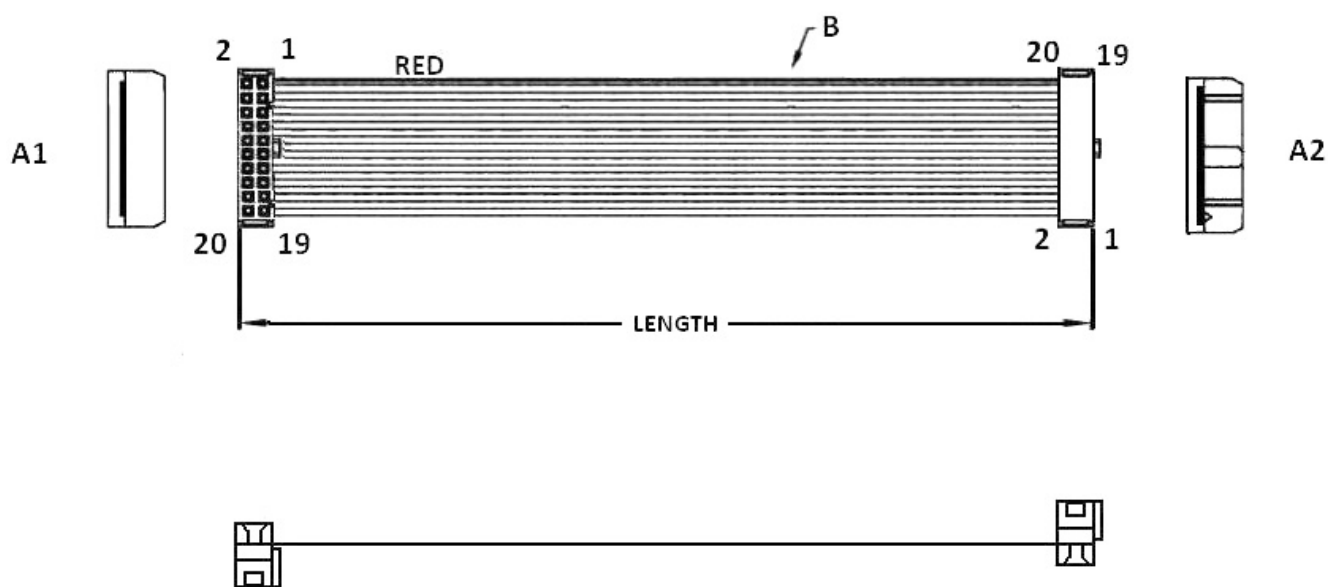


ORDERING INFORMATION:

P/N $\frac{\text{KA}}{1} \frac{\text{xx}}{2} \frac{\text{KL}}{3} - \frac{\text{xx}}{4} \text{CM} \frac{\text{x}}{5}$

1. FLAT CABLE TYPE:
"KA" 1.27MM AWG28 UL2651 VW-1
PVC INSULATION GRAY
2. NO. OF CONTACTS:
06~64
3. CONNECTORS AT TWO ENDS:
"KL" 2.54MM IDC SOCKET WITH NOSE W/O S.R. TO
2.54MM IDC SOCKET WITH NOSE W/O S.R.
4. LENGTH IN CM (CENTIMETERS)
5. COLOR OF TWO IDC CONNECTORS:
"B" BLACK
"A" GRAY

1.27MM PITCH FLAT CABLE WITH 2* 2.54MM PITCH IDC SOCKETS WITHOUT STRAIN RELIEF (H=11.0MM) (A3)

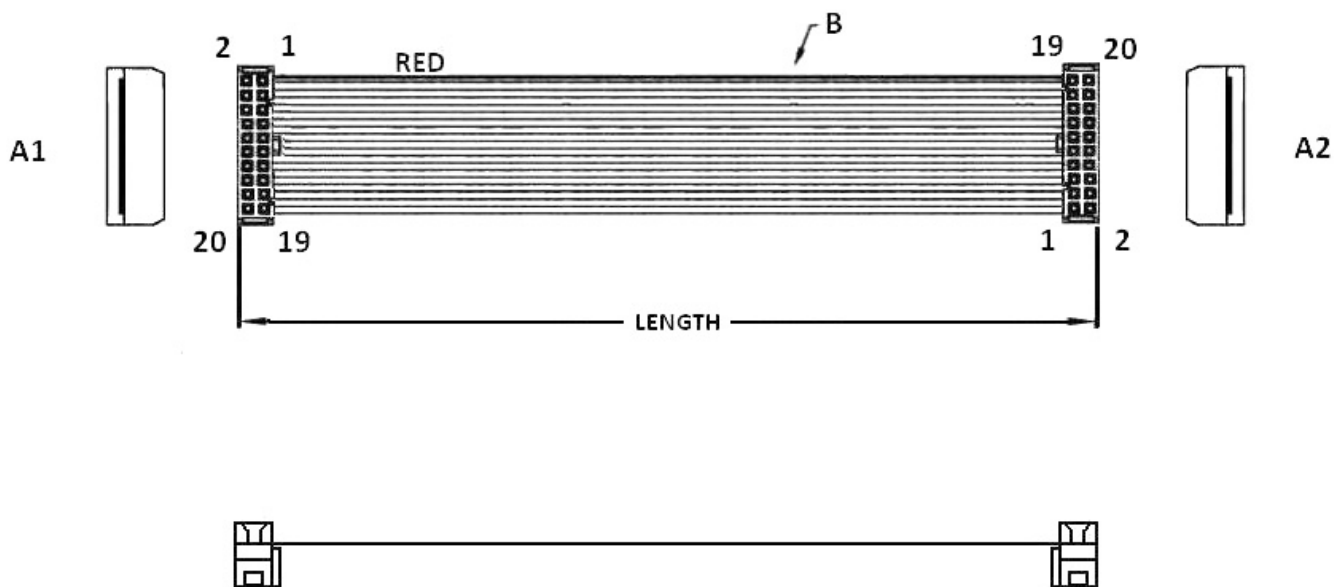


ORDERING INFORMATION:

P/N $\frac{KA}{1} \frac{xx}{2} \frac{KI}{3} - \frac{xx}{4} \frac{CM}{5} \frac{x}{5}$

1. FLAT CABLE TYPE:
"KA" 1.27MM AWG28 UL2651 VW-1
PVC INSULATION GRAY
2. NO. OF CONTACTS:
06~64
3. CONNECTORS AT TWO ENDS:
"KI" 2.54MM IDC SOCKET WITH NOSE W/O S.R. TO
2.54MM IDC SOCKET WITH NOSE W/O S.R.
4. LENGTH IN CM (CENTIMETERS)
5. COLOR OF TWO IDC CONNECTORS:
"B" BLACK
"A" GRAY

1.27MM PITCH FLAT CABLE WITH 2* 2.54MM PITCH IDC SOCKETS WITHOUT STRAIN RELIEF (H=11.0MM) (A4)

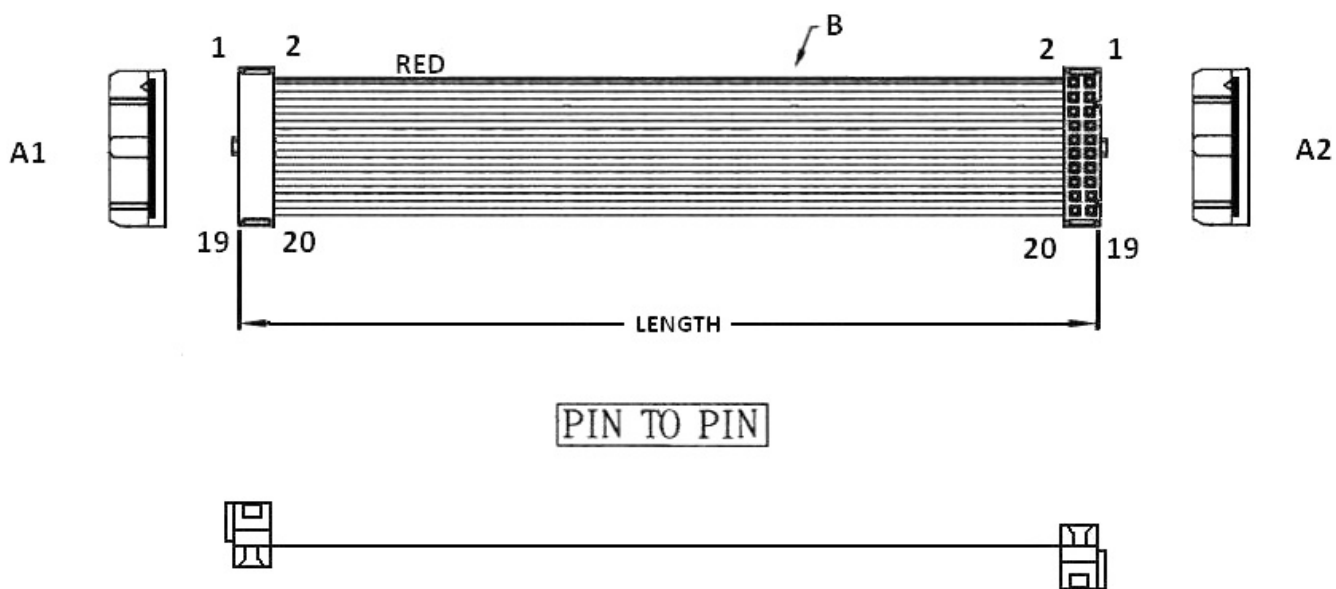


ORDERING INFORMATION:

P/N $\frac{KA}{1} \frac{xx}{2} \frac{K8}{3} - \frac{xx}{4} \frac{CM}{5} x$

1. FLAT CABLE TYPE:
"KA" 1.27MM AWG28 UL2651 VW-1
PVC INSULATION GRAY
2. NO. OF CONTACTS:
06~64
3. CONNECTORS AT TWO ENDS:
"K8" 2.54MM IDC SOCKET WITH NOSE W/O S.R. TO
2.54MM IDC SOCKET WITH NOSE W/O S.R.
4. LENGTH IN CM (CENTIMETERS)
5. COLOR OF TWO IDC CONNECTORS:
"B" BLACK
"A" GRAY

1.27MM PITCH FLAT CABLE WITH 2* 2.54MM PITCH IDC SOCKETS WITHOUT STRAIN RELIEF (H=11.0MM) (A5)

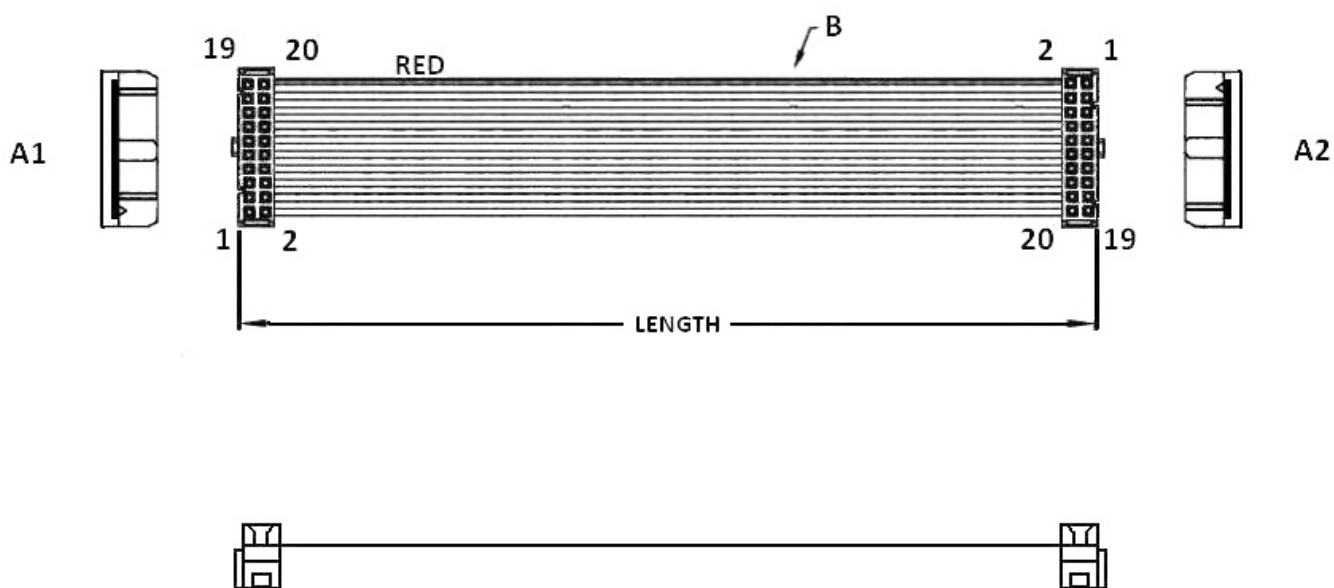


ORDERING INFORMATION:

P/N $\frac{KA}{1} \frac{xx}{2} \frac{LL}{3} - \frac{xx}{4} CM \frac{x}{5}$

1. FLAT CABLE TYPE:
"KA" 1.27MM AWG28 UL2651 VW-1
PVC INSULATION GRAY
2. NO. OF CONTACTS:
06~64
3. CONNECTORS AT TWO ENDS:
"LL" 2.54MM IDC SOCKET WITH NOSE W/O S.R. TO
2.54MM IDC SOCKET WITH NOSE W/O S.R.
4. LENGTH IN CM (CENTIMETERS)
5. COLOR OF TWO IDC CONNECTORS:
"B" BLACK
"A" GRAY

1.27MM PITCH FLAT CABLE WITH 2* 2.54MM PITCH IDC SOCKETS WITHOUT STRAIN RELIEF (H=11.0MM) (A6)

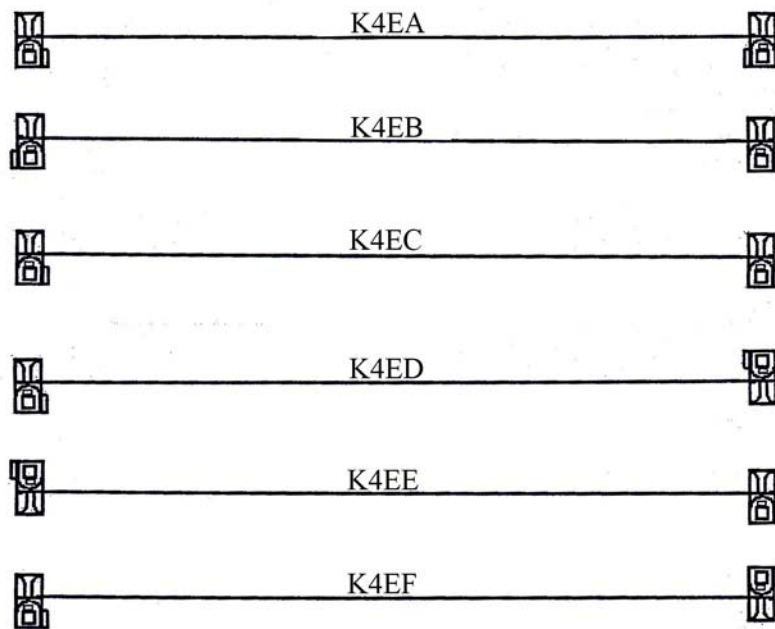


ORDERING INFORMATION:

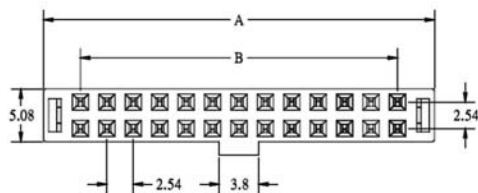
P/N $\frac{KA}{1} \frac{xx}{2} \frac{LI}{3} - \frac{xx}{4} \frac{CM}{5} \frac{x}{5}$

1. FLAT CABLE TYPE:
"KA" 1.27MM AWG28 UL2651 VW-1
PVC INSULATION GRAY
2. NO. OF CONTACTS:
06~64
3. CONNECTORS AT TWO ENDS:
"LI" 2.54MM IDC SOCKET WITH NOSE W/O S.R. TO
2.54MM IDC SOCKET WITH NOSE W/O S.R.
4. LENGTH IN CM (CENTIMETERS)
5. COLOR OF TWO IDC CONNECTORS:
"B" BLACK
"A" GRAY

1.27MM PITCH FLAT CABLE WITH 2* 2.54MM IDC SOCKETS (H=9.5MM) (A7)

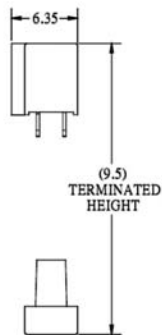
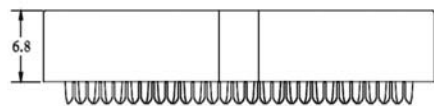


2.54MM PITCH LOW PROFILE IDC SOCKET W/O S.R. H=9.5MM



$$A=B+7.11$$

$$B=2.54*\text{POSITIONS}/2-2.54$$



NO. OF CONTACTS:
006, 008, 010, 012, 014,
016, 020, 024, 026, 030,
034, 040, 050, 060, 064



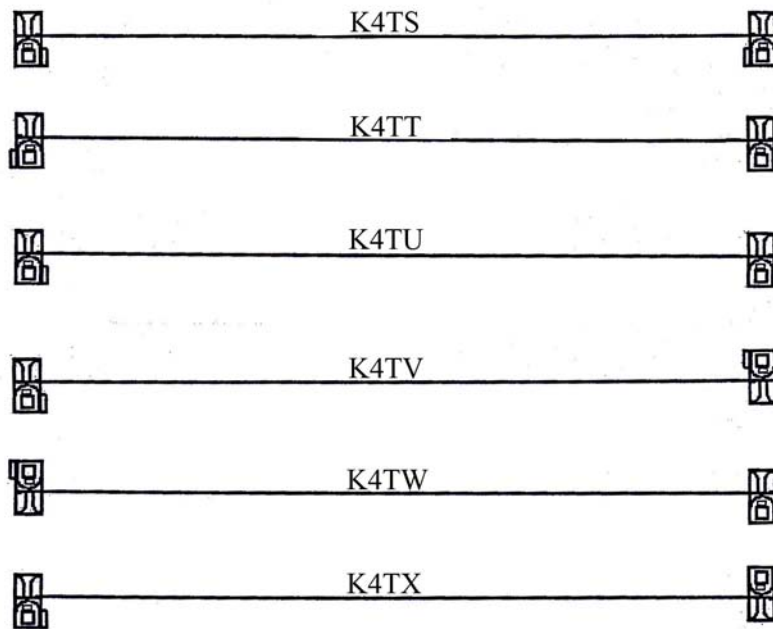
ORDERING INFORMATION:

P/N **K** **x x x x x x** - **x x** **C M B**

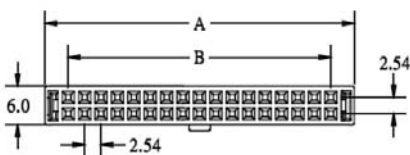
1. CONSTRUCTION TYPE:
4EA, 4EB, 4EC, 4ED, 4EE, 4EF
2. NO. OF CONTACTS:
006~064
3. LENGTH IN CM (CENTIMETERS)
4. COLOR OF TWO IDC CONNECTORS:
"B" BLACK

NOTE: IDC SOCKET CAN'T BE SUPPLIED ALONE.

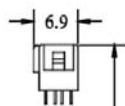
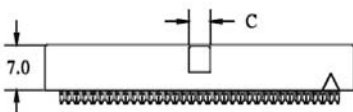
1.27MM PITCH FLAT CABLE WITH 2* 2.54MM IDC SOCKETS (H=10.5MM) (A8)



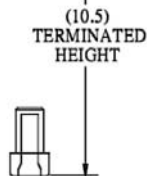

2.54MM PITCH IDC SOCKET W/O S.R. AND WITH DUAL U-SLOT & DUAL CONTACT



$A=B+7.24$
 $B=2.54*POSITIONS/2-2.54$
 $C=1.85$ FOR 6 & 8 POSITIONS
 $C=3.50$ FOR 10~64 POSITIONS



NO. OF CONTACTS:
 006, 008, 010, 012, 014,
 016, 020, 024, 026, 030,
 034, 040, 050, 060, 064




ORDERING INFORMATION:

P/N **K** **x x x x x x** - **x x** **C M B**

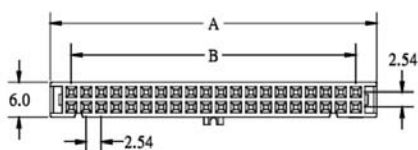
1. CONSTRUCTION TYPE:
4TS, 4TT, 4TU, 4TV, 4TW, 4TX
2. NO. OF CONTACTS:
006~064
3. LENGTH IN CM (CENTIMETERS)
4. COLOR OF TWO IDC CONNECTORS:
"B" BLACK

NOTE: IDC SOCKET CAN'T BE SUPPLIED ALONE.

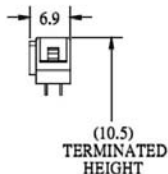
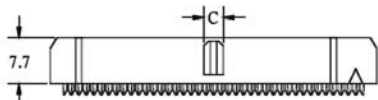
**1.27MM PITCH FLAT CABLE WITH
2* 2.54MM IDC SOCKETS (DUAL WIPE CONTACT & H=10.5MM) (A9)**




2.54MM PITCH IDC SOCKET WITH DUAL WIPE CONTACT & W/O S.R.



A=B+7.12
B=2.54*POSITIONS/2-2.54
C=1.85 FOR 6 & 8 POSITIONS
C=3.30 FOR 10~64 POSITIONS



NO. OF CONTACTS:
006, 008, 010, 012, 014,
016, 020, 024, 026, 030,
034, 036, 040, 044, 050,
060, 064



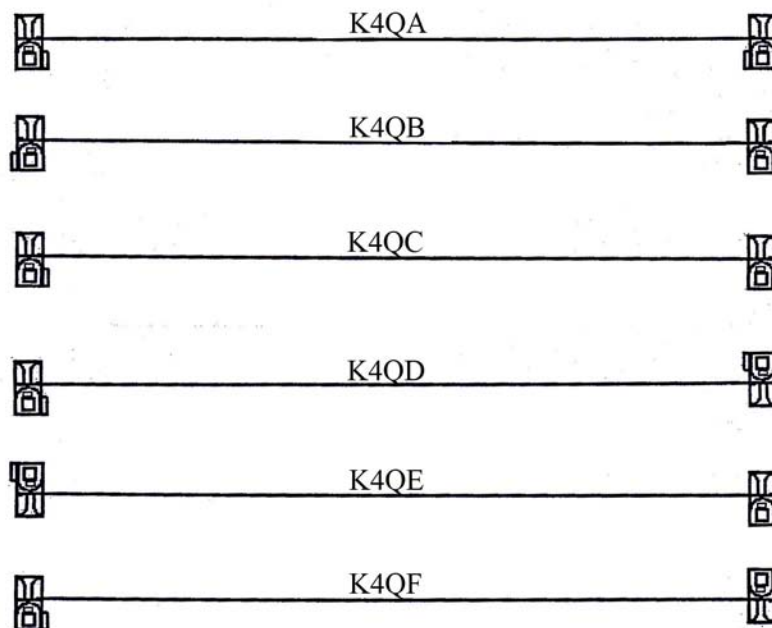
ORDERING INFORMATION:

P/N K 1 2 3 4

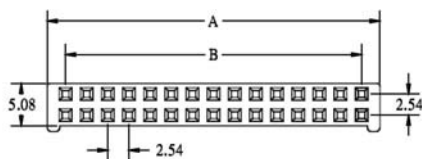
1. CONSTRUCTION TYPE:
4AN, 4AP, 4AQ, 4AR, 4AS, 4AT
2. NO. OF CONTACTS:
006~064
3. LENGTH IN CM (CENTIMETERS)
4. COLOR OF TWO IDC CONNECTORS:
"B" BLACK
"A" GRAY

NOTE: IDC SOCKET CAN'T BE SUPPLIED ALONE.

**1.27MM PITCH FLAT CABLE WITH
2* 2.54MM SHRUNK IDC SOCKETS W/O S.R. (H=11.4MM) (A10)**

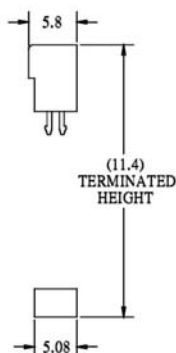


2.54MM PITCH SHRUNK IDC SOCKET W/O STRAIN RELIEF

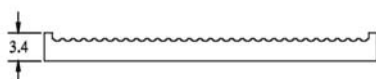


$$A=B+4.40$$

$$B=2.54*POSITIONS/2-2.54$$



NO. OF CONTACTS:
006, 008, 010, 012, 014,
016, 020, 024, 026, 030,
034, 040, 050, 060, 064



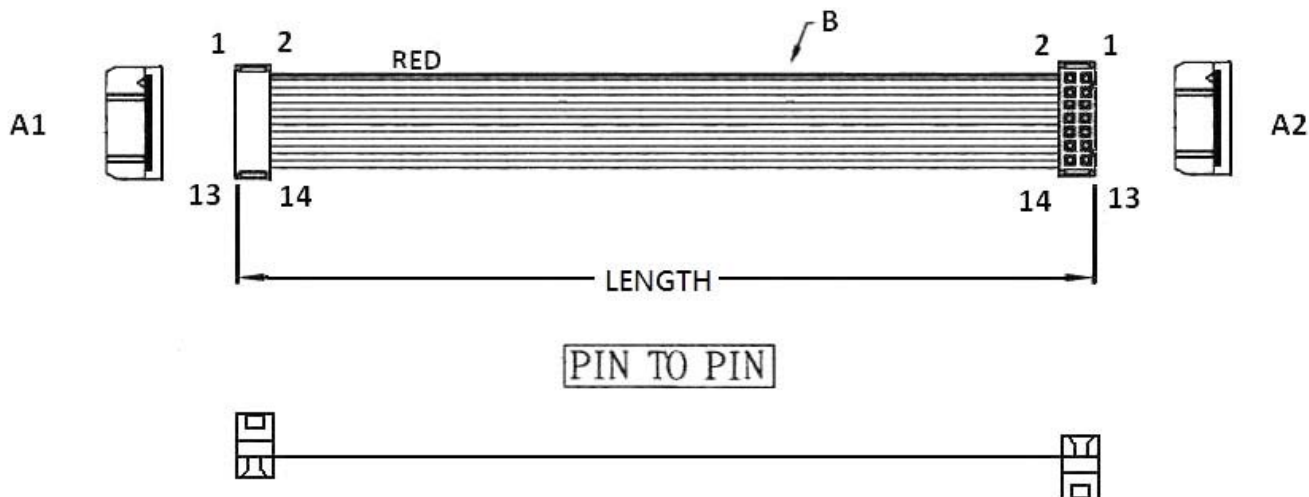
ORDERING INFORMATION:

P/N K 1 2 3 4

1. CONSTRUCTION TYPE:
4QA, 4QB, 4QC, 4QD, 4QE, 4QF
2. NO. OF CONTACTS:
006~064
3. LENGTH IN CM (CENTIMETERS)
4. COLOR OF TWO IDC CONNECTORS:
"B" BLACK

NOTE: IDC SOCKET CAN'T BE SUPPLIED ALONE.

**1.27MM PITCH FLAT CABLE WITH
2* 2.54MM PITCH IDC SOCKETS WITHOUT NOSE (H=11.0MM) (B1)**

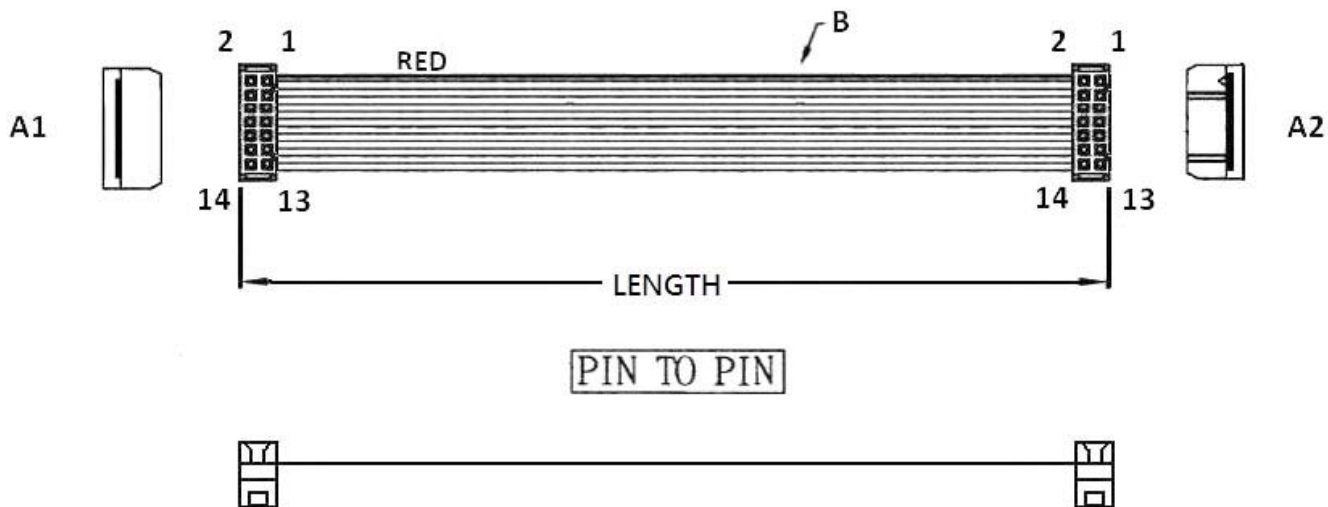


ORDERING INFORMATION:

P/N $\frac{KA}{1} \frac{xx}{2} \frac{AA}{3} - \frac{xx}{4} CM \frac{x}{5}$

1. FLAT CABLE TYPE:
"KA" 1.27MM AWG28 UL2651 VW-1
PVC INSULATION GRAY
2. NO. OF CONTACTS:
06~64
3. CONNECTORS AT TWO ENDS:
"AA" 2.54MM IDC SOCKET W/O NOSE & W/O STRAIN RELIEF
TO 2.54MM IDC SOCKET W/O NOSE & W/O STRAIN RELIEF
4. LENGTH IN CM (CENTIMETERS)
5. COLOR OF TWO IDC CONNECTORS:
"B" BLACK
"A" GRAY

**1.27MM PITCH FLAT CABLE WITH
2* 2.54MM PITCH IDC SOCKETS WITHOUT NOSE (H=11.0MM) (B2)**

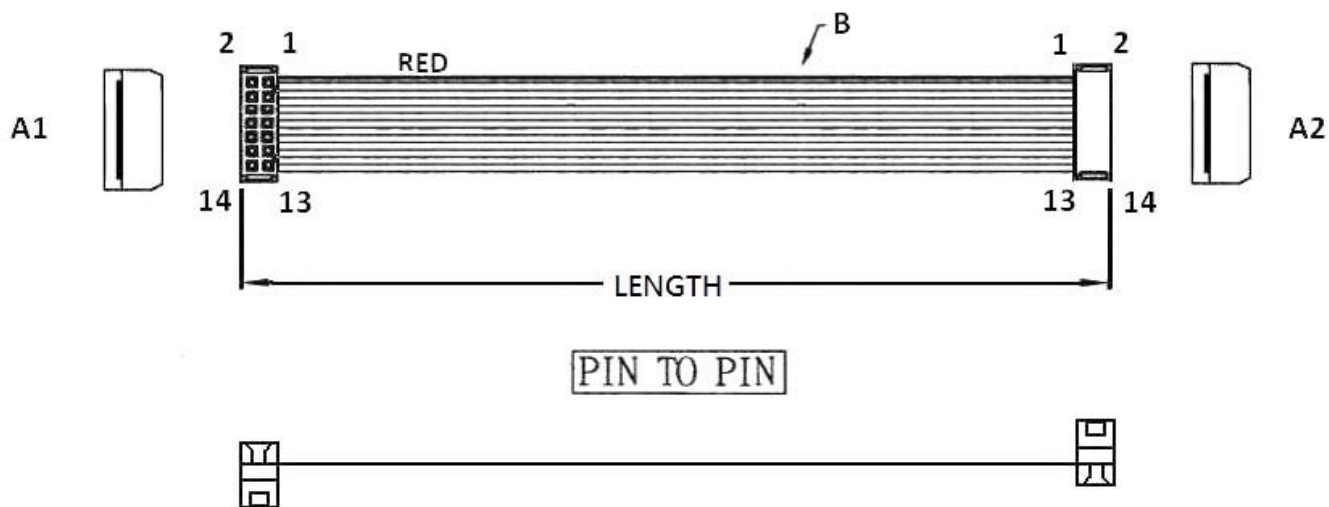


ORDERING INFORMATION:

P/N $\frac{KA}{1} \frac{xx}{2} \frac{AV}{3} - \frac{xx}{4} CM \frac{x}{5}$

1. FLAT CABLE TYPE:
"KA" 1.27MM AWG28 UL2651 VW-1
PVC INSULATION GRAY
2. NO. OF CONTACTS:
06~64
3. CONNECTORS AT TWO ENDS:
"AV" 2.54MM IDC SOCKET W/O NOSE & W/O STRAIN RELIEF
TO 2.54MM IDC SOCKET W/O NOSE & W/O STRAIN RELIEF
4. LENGTH IN CM (CENTIMETERS)
5. COLOR OF TWO IDC CONNECTORS:
"B" BLACK
"A" GRAY

**1.27MM PITCH FLAT CABLE WITH
2* 2.54MM PITCH IDC SOCKETS WITHOUT NOSE (H=11.0MM) (B3)**

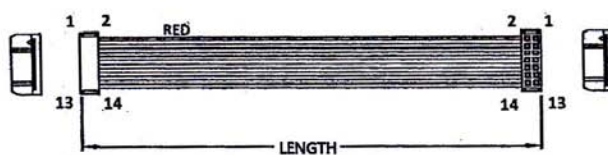
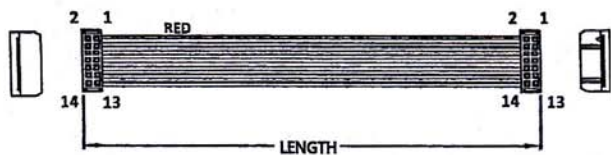


ORDERING INFORMATION:

P/N $\frac{KA}{1} \frac{xx}{2} \frac{VV}{3} - \frac{xx}{4} CM \frac{x}{5}$

1. FLAT CABLE TYPE:
"KA" 1.27MM AWG28 UL2651 VW-1
PVC INSULATION GRAY
2. NO. OF CONTACTS:
06~64
3. CONNECTORS AT TWO ENDS:
"VV" 2.54MM IDC SOCKET W/O NOSE & W/O STRAIN RELIEF
TO 2.54MM IDC SOCKET W/O NOSE & W/O STRAIN RELIEF
4. LENGTH IN CM (CENTIMETERS)
5. COLOR OF TWO IDC CONNECTORS:
"B" BLACK
"A" GRAY

**1.27MM PITCH FLAT CABLE
WITH 2* 2.54MM LOW PROFILE SHRUNK IDC SOCKETS W/O NOSE (H=9.3MM) (B4)**

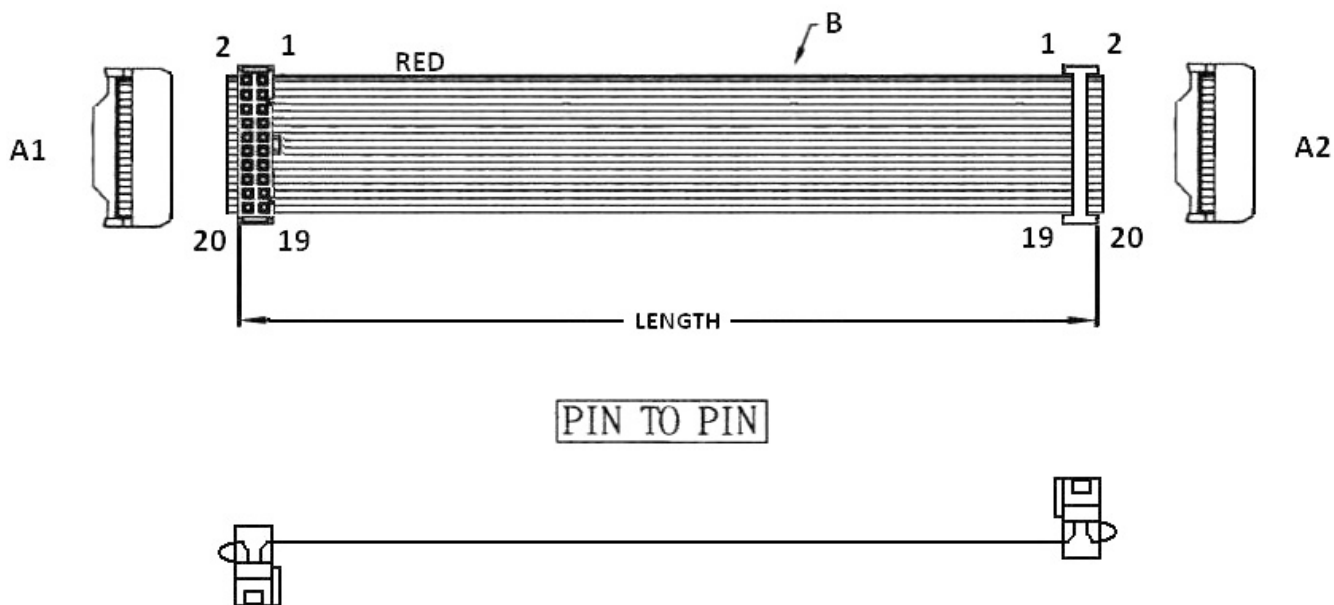


ORDERING INFORMATION:

P/N K xxxxx - xx C M B

1. CONSTRUCTION TYPE:
4BD, 4BE, 4BF
2. NO. OF CONTACTS:
006~064
3. LENGTH IN CM (CENTIMETERS)
4. COLOR OF TWO IDC CONNECTORS:
"B" BLACK

1.27MM PITCH FLAT CABLE WITH 2* 2.54MM PITCH IDC SOCKETS WITH STRAIN RELIEFS (H=16.0MM) (C1)

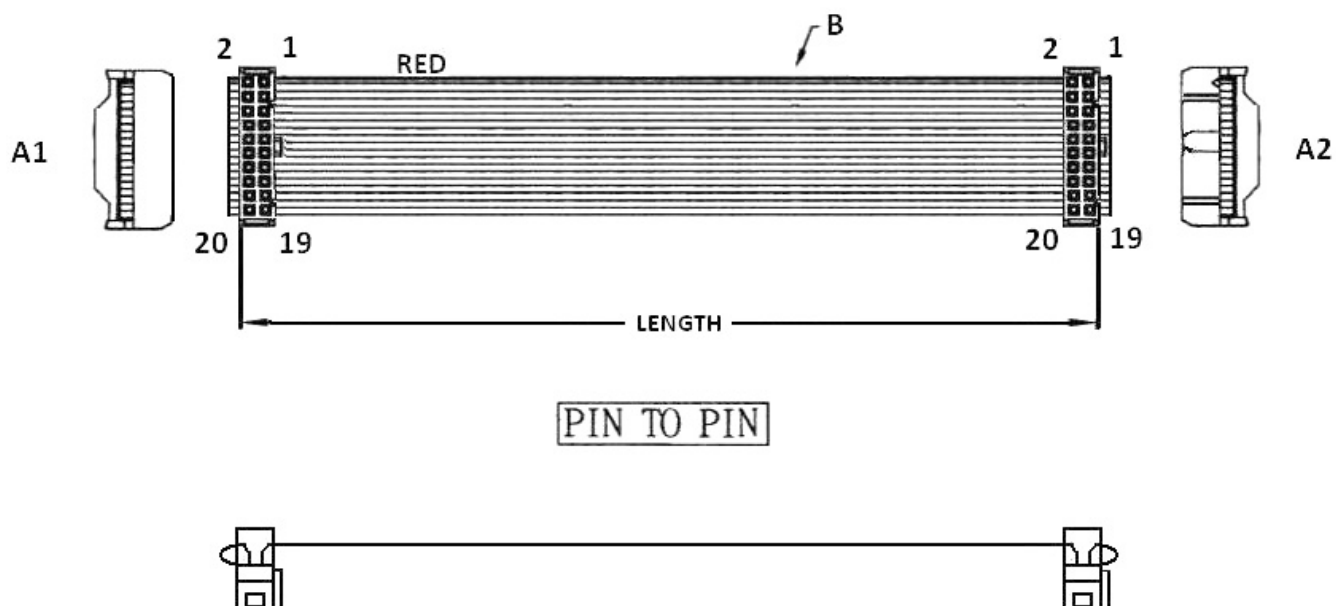


ORDERING INFORMATION:

P/N $\frac{KA}{1} \frac{xx}{2} \frac{MM}{3} - \frac{xx}{4} CM \frac{x}{5}$

1. FLAT CABLE TYPE:
"KA" 1.27MM AWG28 UL2651 VW-1
PVC INSULATION GRAY
2. NO. OF CONTACTS:
06~64
3. CONNECTORS AT TWO ENDS:
"MM" 2.54MM IDC SOCKET WITH NOSE & S.R. TO
2.54MM IDC SOCKET WITH NOSE & S.R.
4. LENGTH IN CM (CENTIMETERS)
5. COLOR OF TWO IDC CONNECTORS:
"B" BLACK
"A" GRAY

1.27MM PITCH FLAT CABLE WITH 2* 2.54MM PITCH IDC SOCKETS WITH STRAIN RELIEFS (H=16.0MM) (C2)

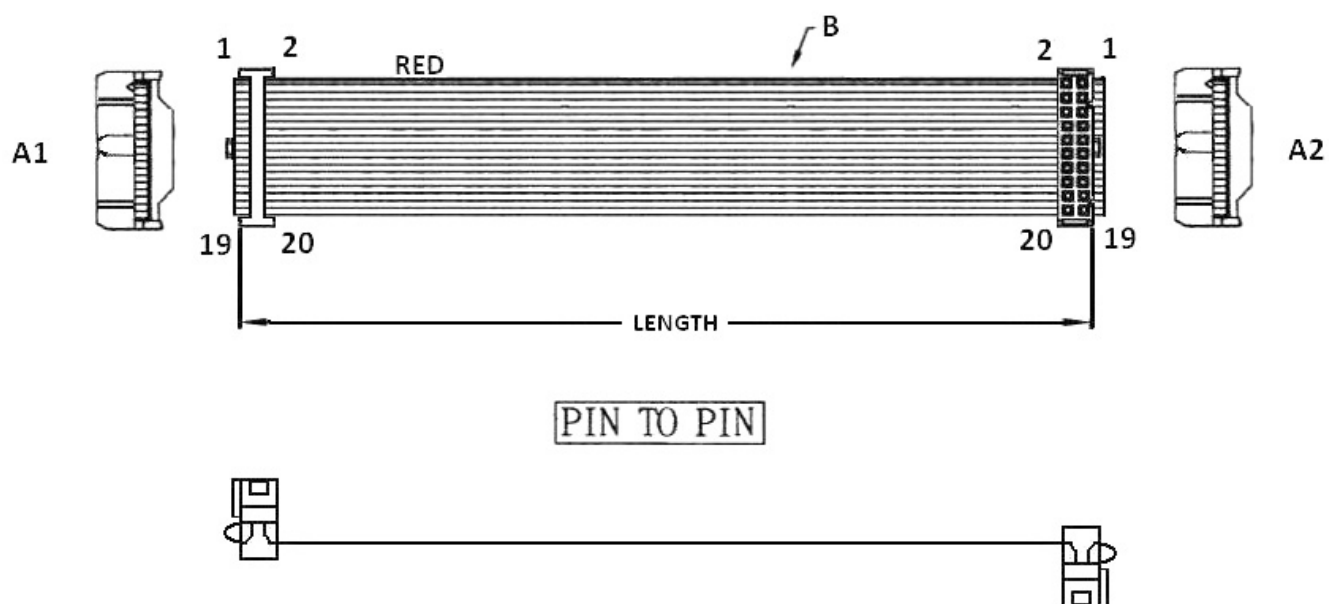


ORDERING INFORMATION:

P/N $\frac{KA}{1} \frac{xx}{2} \frac{MN}{3} - \frac{xx}{4} CM \frac{x}{5}$

1. FLAT CABLE TYPE:
"KA" 1.27MM AWG28 UL2651 VW-1
PVC INSULATION GRAY
2. NO. OF CONTACTS:
06~64
3. CONNECTORS AT TWO ENDS:
"MN" 2.54MM IDC SOCKET WITH NOSE & S.R. TO
2.54MM IDC SOCKET WITH NOSE & S.R.
4. LENGTH IN CM (CENTIMETERS)
5. COLOR OF TWO IDC CONNECTORS:
"B" BLACK
"A" GRAY

1.27MM PITCH FLAT CABLE WITH 2* 2.54MM PITCH IDC SOCKETS WITH STRAIN RELIEFS (H=16.0MM) (C3)

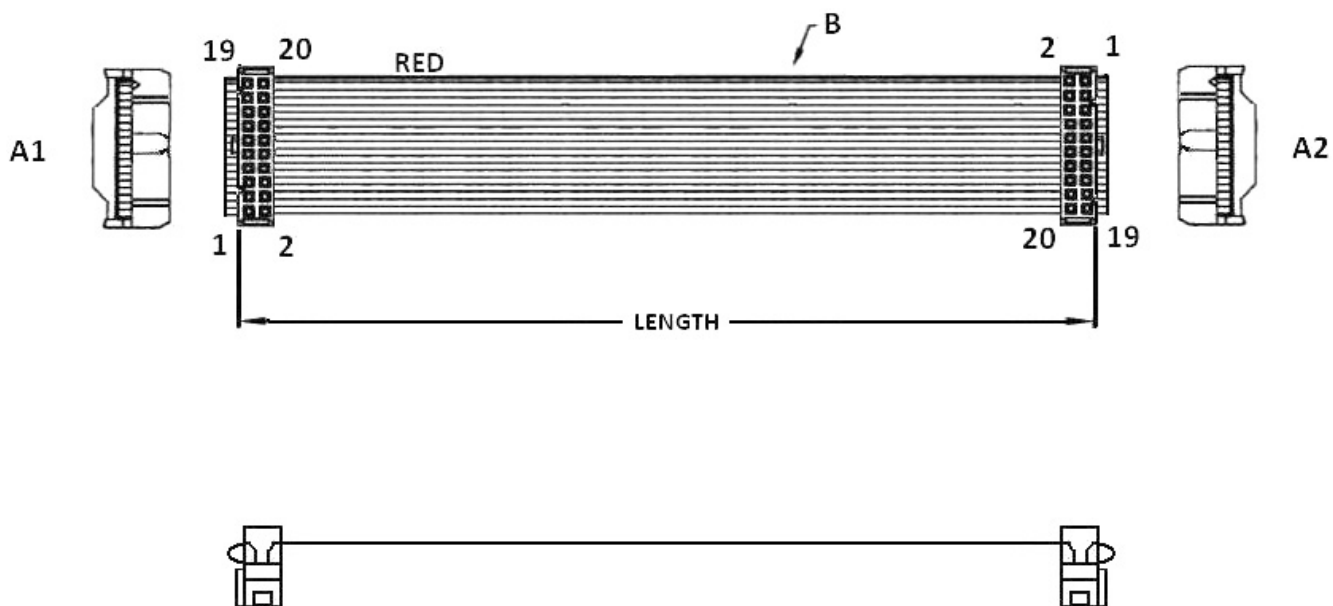


ORDERING INFORMATION:

P/N $\frac{KA}{1} \frac{xx}{2} \frac{NN}{3} - \frac{xx}{4} CM \frac{x}{5}$

1. FLAT CABLE TYPE:
"KA" 1.27MM AWG28 UL2651 VW-1
PVC INSULATION GRAY
2. NO. OF CONTACTS:
06~64
3. CONNECTORS AT TWO ENDS:
"NN" 2.54MM IDC SOCKET WITH NOSE & S.R. TO
2.54MM IDC SOCKET WITH NOSE & S.R.
4. LENGTH IN CM (CENTIMETERS)
5. COLOR OF TWO IDC CONNECTORS:
"B" BLACK
"A" GRAY

1.27MM PITCH FLAT CABLE WITH 2* 2.54MM PITCH IDC SOCKETS WITH STRAIN RELIEFS (H=16.0MM) (C4)

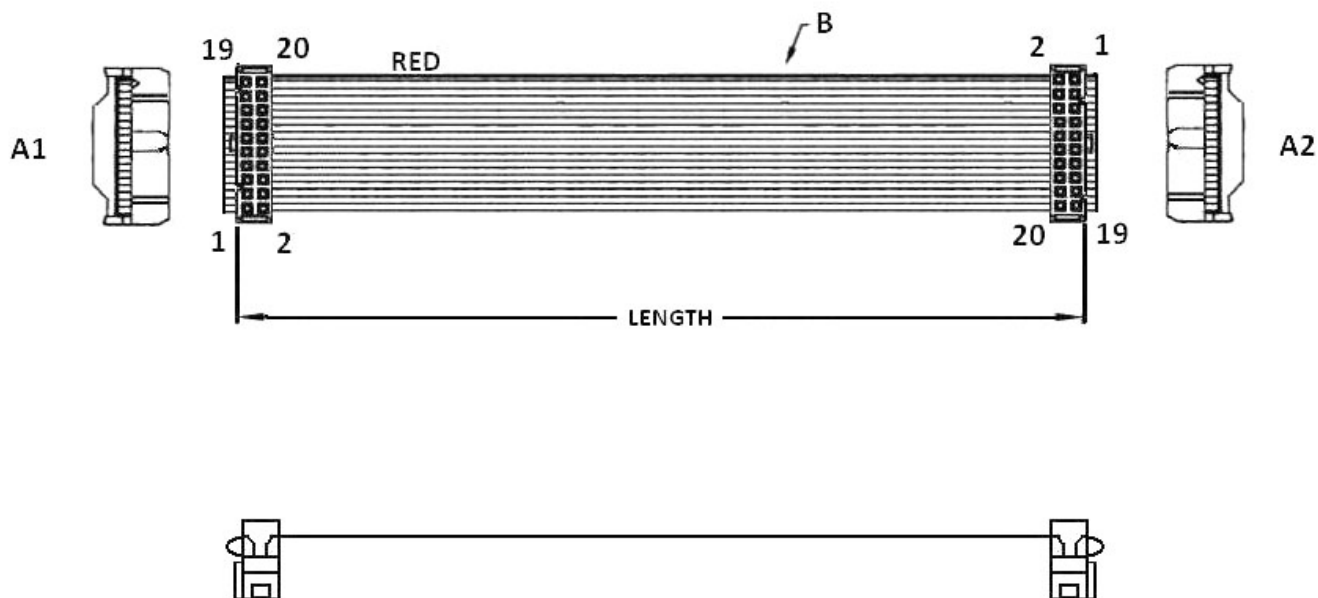


ORDERING INFORMATION:

P/N $\frac{KA}{1} \frac{xx}{2} \frac{NX}{3} - \frac{xx}{4} \frac{CM}{5} \frac{x}{5}$

1. FLAT CABLE TYPE:
"KA" 1.27MM AWG28 UL2651 VW-1
PVC INSULATION GRAY
2. NO. OF CONTACTS:
06~64
3. CONNECTORS AT TWO ENDS:
"NX" 2.54MM IDC SOCKET WITH NOSE & S.R. TO
2.54MM IDC SOCKET WITH NOSE & S.R.
4. LENGTH IN CM (CENTIMETERS)
5. COLOR OF TWO IDC CONNECTORS:
"B" BLACK
"A" GRAY

**1.27MM PITCH FLAT CABLE WITH
2* 2.54MM PITCH IDC SOCKETS WITH STRAIN RELIEFS (H=16.0MM) (C5)**

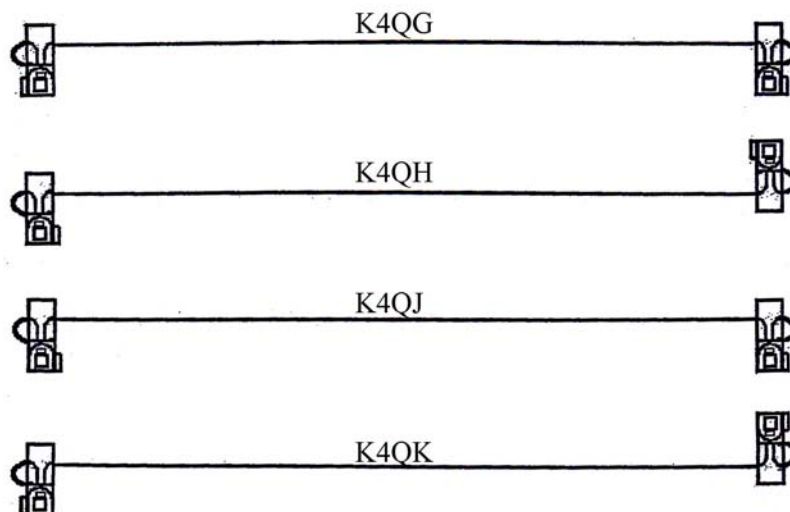


ORDERING INFORMATION:

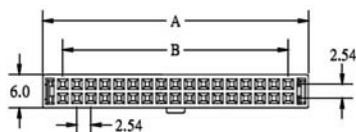
P/N $\frac{KA}{1} \frac{xx}{2} \frac{NI}{3} - \frac{xx}{4} CM \frac{x}{5}$

1. FLAT CABLE TYPE:
"KA" 1.27MM AWG28 UL2651 VW-1
PVC INSULATION GRAY
2. NO. OF CONTACTS:
06~64
3. CONNECTORS AT TWO ENDS:
"NI" 2.54MM IDC SOCKET WITH NOSE & S.R.
TO 2.54MM IDC SOCKET WITH NOSE & S.R.
4. LENGTH IN CM (CENTIMETERS)
5. COLOR OF TWO IDC CONNECTORS:
"B" BLACK
"A" GRAY

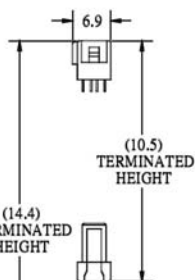
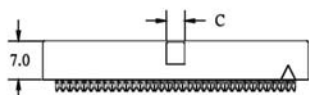
**1.27MM PITCH FLAT CABLE WITH
2* 2.54MM IDC SOCKETS WITH STRAIN RELIEF (H=14.4MM) (C6)**



2.54MM PITCH IDC SOCKET WITH S.R. AND WITH DUAL U-SLOT & DUAL CONTACT



$A=B+7.24$
 $B=2.54*POSITIONS/2-2.54$
 $C=1.85$ FOR 6 & 8 POSITIONS
 $C=3.50$ FOR 10~64 POSITIONS



NO. OF CONTACTS:
 006, 008, 010, 012, 014,
 016, 020, 024, 026, 030,
 034, 040, 050, 060, 064



(14.4)
 TERMINATED
 HEIGHT



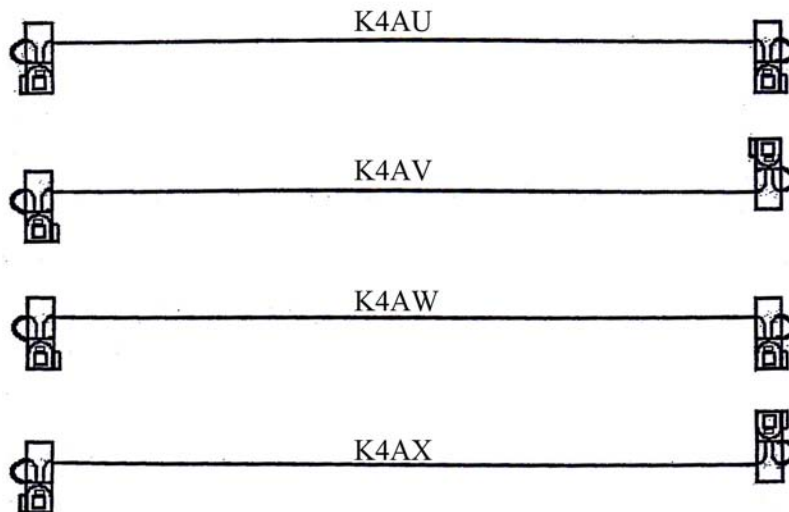
ORDERING INFORMATION:

P/N K 1 2 3 4 C M B

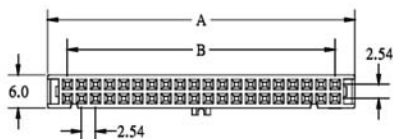
1. CONSTRUCTION TYPE:
4QG, 4QH, 4QJ, 4QK
2. NO. OF CONTACTS:
006~064
3. LENGTH IN CM (CENTIMETERS)
4. COLOR OF TWO IDC CONNECTORS:
"B" BLACK

NOTE: IDC SOCKET CAN'T BE SUPPLIED ALONE.

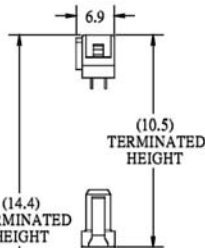
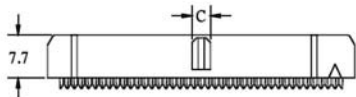
**1.27MM PITCH FLAT CABLE WITH
2* 2.54MM IDC SOCKETS (DUAL WIPE CONTACT & H=14.4MM) (C7)**



2.54MM PITCH IDC SOCKET WITH DUAL WIPE CONTACT & STRAIN RELIEF



A=B+7.12
B=2.54*POSITIONS/2-2.54
C=1.85 FOR 6 & 8 POSITIONS
C=3.30 FOR 10~64 POSITIONS



NO. OF CONTACTS:
006, 008, 010, 012, 014,
016, 020, 024, 026, 030,
034, 036, 040, 044, 050,
060, 064



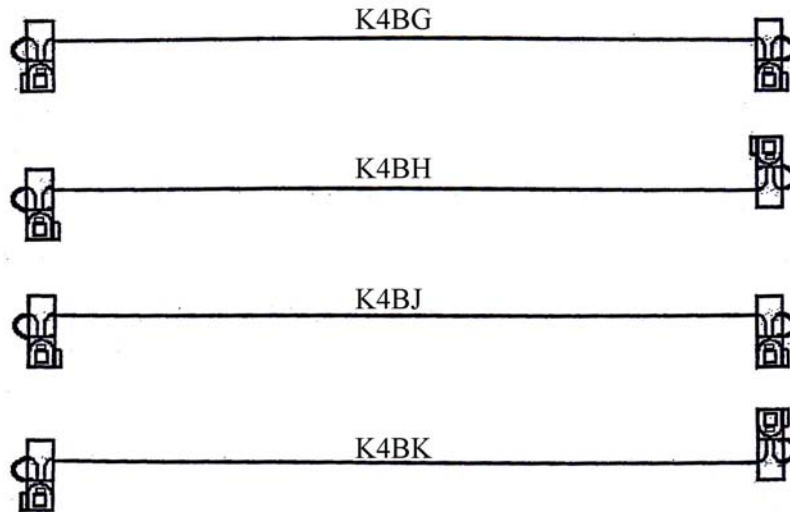
ORDERING INFORMATION:

P/N K 1 2 3 4 C M x

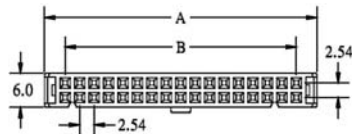
1. CONSTRUCTION TYPE:
4AU, 4AV, 4AW, 4AX
2. NO. OF CONTACTS:
006~064
3. LENGTH IN CM (CENTIMETERS)
4. COLOR OF TWO IDC CONNECTORS:
"B" BLACK
"A" GRAY

NOTE: IDC SOCKET CAN'T BE SUPPLIED ALONE.

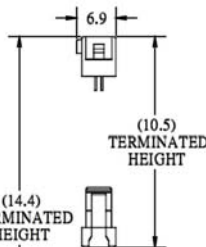
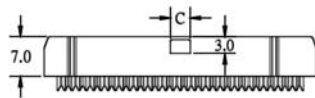
1.27MM PITCH FLAT CABLE WITH 2* 2.54MM IDC SOCKETS (H=14.4MM) (C8)



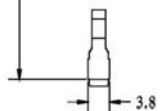

2.54MM PITCH IDC SOCKET WITH SLIM STRAIN RELIEF



$A=B+7.24$
 $B=2.54*POSITIONS/2-2.54$
 $C=1.85$ FOR 4~8 POSITIONS
 $C=3.50$ FOR 10~64 POSITIONS



NO. OF CONTACTS:
 004, 006, 008, 010, 012,
 014, 016, 020, 024, 026,
 030, 034, 036, 040, 044,
 050, 056, 060, 062, 064



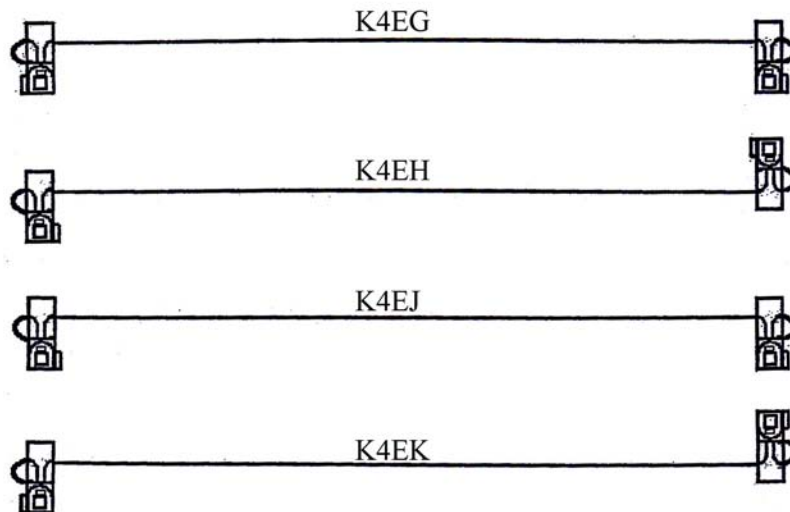
ORDERING INFORMATION:

P/N **K** 1 2 3 4 - 3 2 1 4

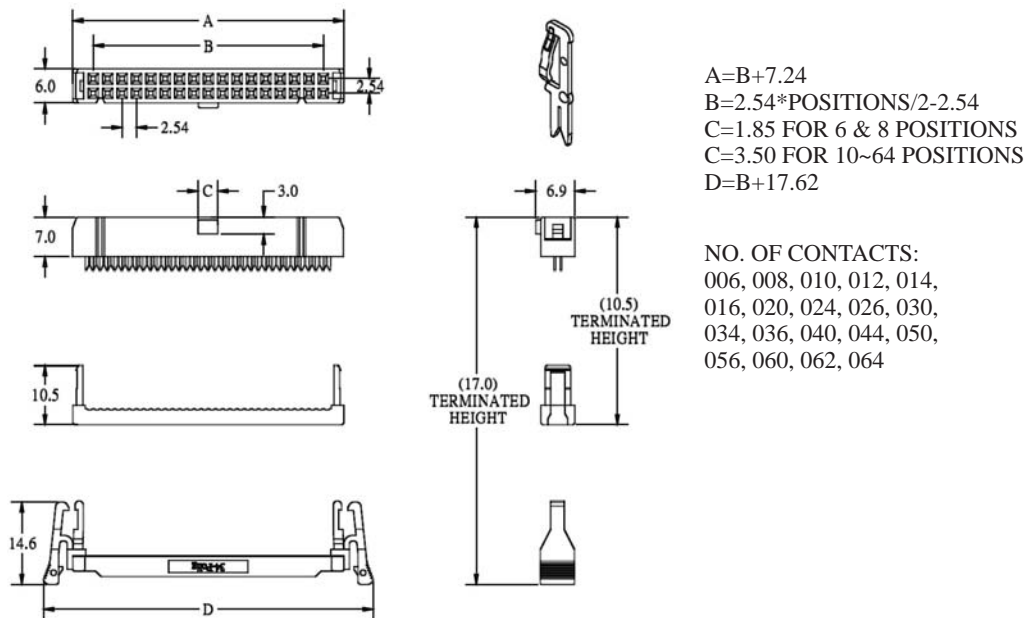
- CONSTRUCTION TYPE:
4BG, 4BH, 4BJ, 4BK
- NO. OF CONTACTS:
004~064
- LENGTH IN CM (CENTIMETERS)
- COLOR OF TWO IDC CONNECTORS:
"B" BLACK
"A" GRAY

NOTE: IDC SOCKET CAN'T BE SUPPLIED ALONE.

1.27MM PITCH FLAT CABLE WITH 2* 2.54MM IDC SOCKETS (H=17.0MM) (C9)



2.54MM PITCH IDC SOCKET WITH SPRING LATCH & STRAIN RELIEF



ORDERING INFORMATION:

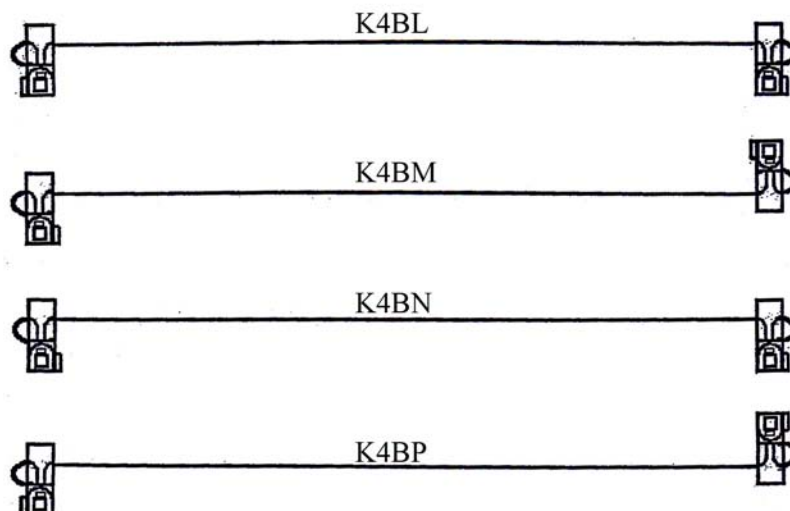
P/N **K** **x x x x x x** - **x x** **C M** **B**

1
2
3
4

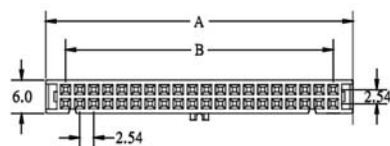
1. CONSTRUCTION TYPE:
4EG, 4EH, 4EJ, 4EK
2. NO. OF CONTACTS:
006~064
3. LENGTH IN CM (CENTIMETERS)
4. COLOR OF TWO IDC CONNECTORS:
"B" BLACK

NOTE: IDC SOCKET CAN'T BE SUPPLIED ALONE.

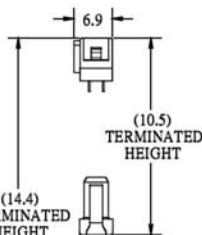
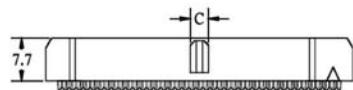
1.27MM PITCH FLAT CABLE WITH 2* 2.54MM IDC SOCKETS (H=14.4MM) (C10)



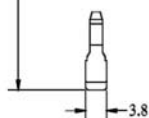

2.54MM PITCH IDC SOCKET WITH DUAL WIPE CONTACT & SLIM STRAIN RELIEF



$A=B+7.12$
 $B=2.54*POSITIONS/2-2.54$
 $C=1.85$ FOR 6 & 8 POSITIONS
 $C=3.30$ FOR 10~64 POSITIONS



NO. OF CONTACTS:
 006, 008, 010, 012, 014,
 016, 020, 024, 026, 030,
 034, 036, 040, 044, 050,
 060, 064



ORDERING INFORMATION:

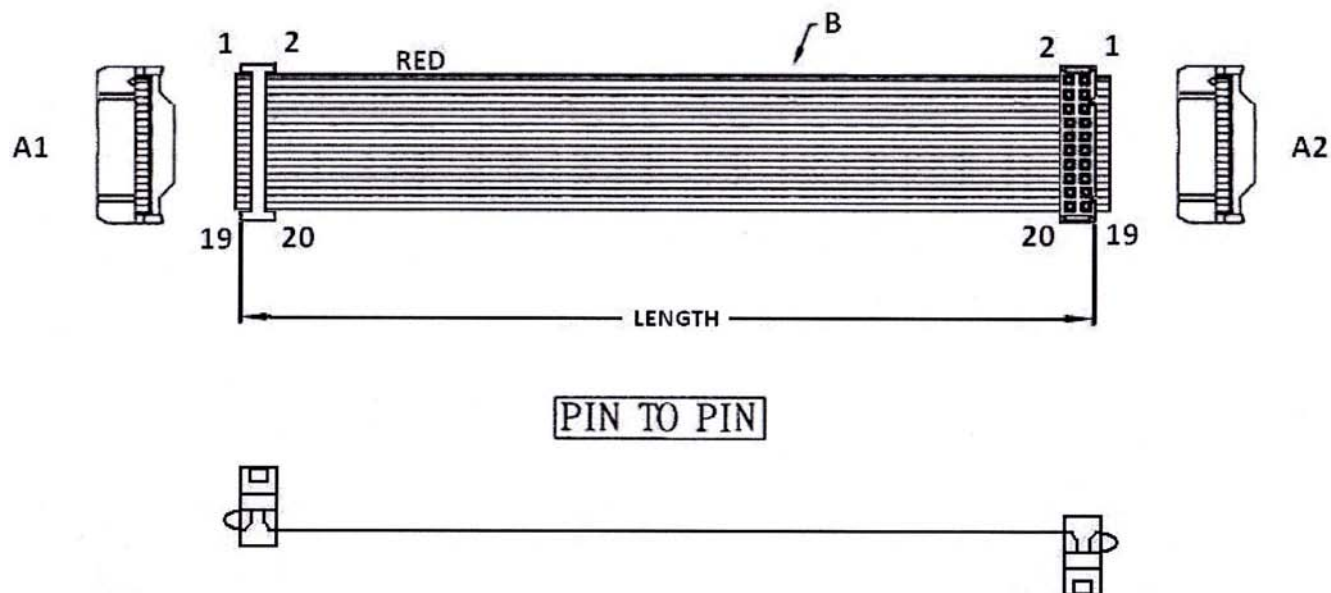
P/N **K** **x x x x x x** - **x x** **C** **M** **x**

1 2 3 4

1. CONSTRUCTION TYPE:
4BL, 4BM, 4BN, 4BP
2. NO. OF CONTACTS:
006~064
3. LENGTH IN CM (CENTIMETERS)
4. COLOR OF TWO IDC CONNECTORS:
"B" BLACK
"A" GRAY

NOTE: IDC SOCKET CAN'T BE SUPPLIED ALONE.

1.27MM PITCH FLAT CABLE WITH 2* 2.54MM PITCH IDC SOCKETS WITHOUT NOSE WITH STRAIN RELIEFS (H=16.0MM) (D1)

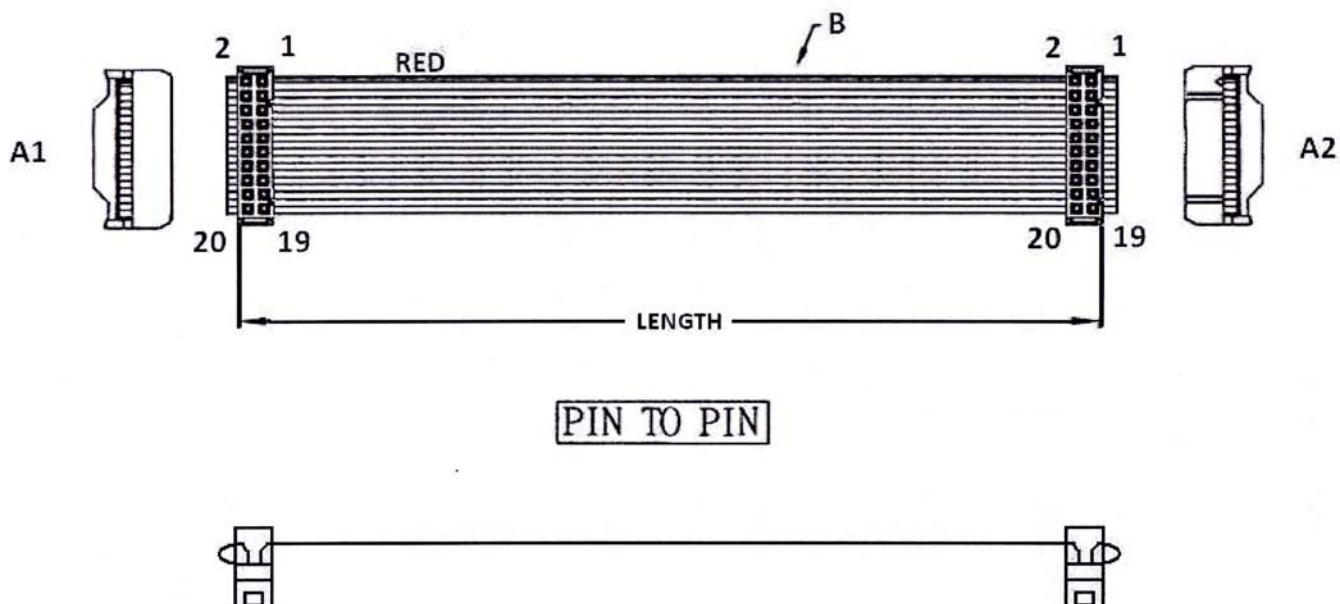


ORDERING INFORMATION:

P/N $\frac{KA}{1} \frac{xx}{2} \frac{QQ}{3} - \frac{xx}{4} CM \frac{x}{5}$

1. FLAT CABLE TYPE:
"KA" 1.27MM AWG28 UL2651 VW-1
PVC INSULATION GRAY
2. NO. OF CONTACTS:
06~64
3. CONNECTORS AT TWO ENDS:
"QQ" 2.54MM IDC SOCKET W/O NOSE WITH S.R. TO
2.54MM IDC SOCKET W/O NOSE WITH S.R.
4. LENGTH IN CM (CENTIMETERS)
5. COLOR OF TWO IDC CONNECTORS:
"B" BLACK
"A" GRAY

1.27MM PITCH FLAT CABLE WITH 2* 2.54MM PITCH IDC SOCKETS WITHOUT NOSE WITH STRAIN RELIEFS (H=16.0MM) (D2)

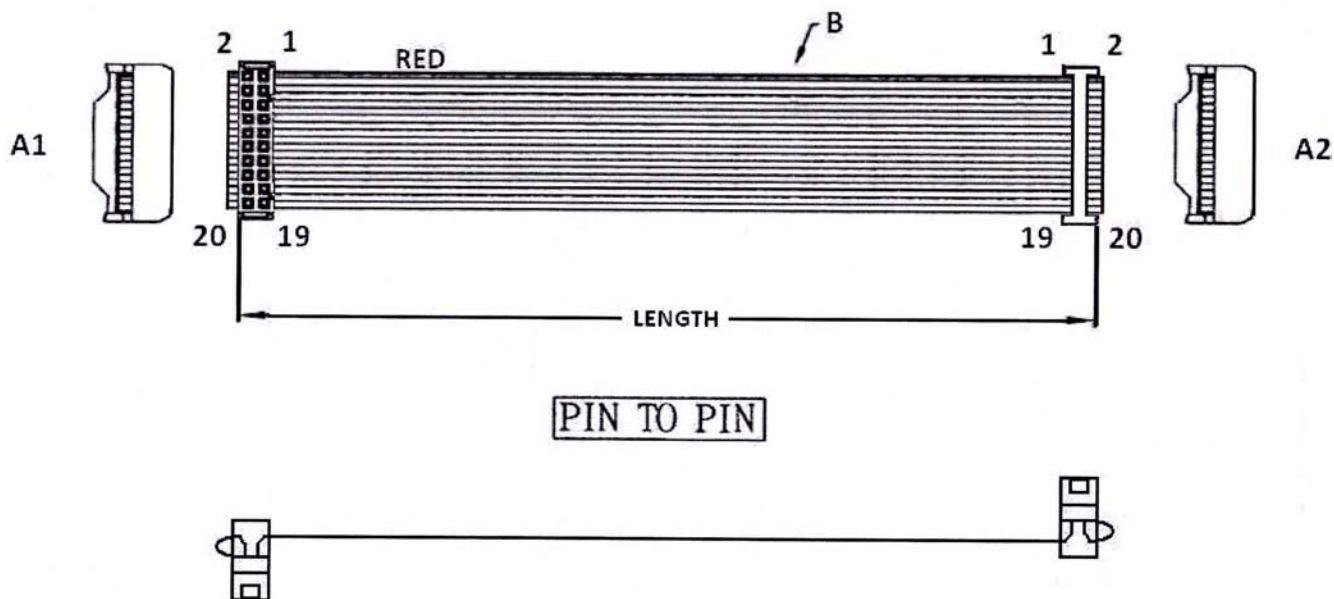


ORDERING INFORMATION:

P/N $\frac{KA}{1} \frac{xx}{2} \frac{QR}{3} - \frac{xx}{4} \frac{CM}{5} \frac{x}{5}$

1. FLAT CABLE TYPE:
"KA" 1.27MM AWG28 UL2651 VW-1
PVC INSULATION GRAY
2. NO. OF CONTACTS:
06~64
3. CONNECTORS AT TWO ENDS:
"QR" 2.54MM IDC SOCKET W/O NOSE WITH S.R. TO
2.54MM IDC SOCKET W/O NOSE WITH S.R.
4. LENGTH IN CM (CENTIMETERS)
5. COLOR OF TWO IDC CONNECTORS:
"B" BLACK
"A" GRAY

1.27MM PITCH FLAT CABLE WITH 2* 2.54MM PITCH IDC SOCKET WITHOUT NOSE WITH STRAIN RELIEFS (H=16.0MM) (D3)



PIN TO PIN

ORDERING INFORMATION:

P/N $\frac{KA}{1} \frac{xx}{2} \frac{RR}{3} - \frac{xx}{4} \frac{CM}{5} \frac{x}{5}$

1. FLAT CABLE TYPE:
"KA" 1.27MM AWG28 UL2651 VW-1
PVC INSULATION GRAY
2. NO. OF CONTACTS:
06~64
3. CONNECTORS AT TWO ENDS:
"RR" 2.54MM IDC SOCKET W/O NOSE WITH S.R. TO
2.54MM IDC SOCKET W/O NOSE WITH S.R.
4. LENGTH IN CM (CENTIMETERS)
5. COLOR OF TWO IDC CONNECTORS:
"B" BLACK
"A" GRAY