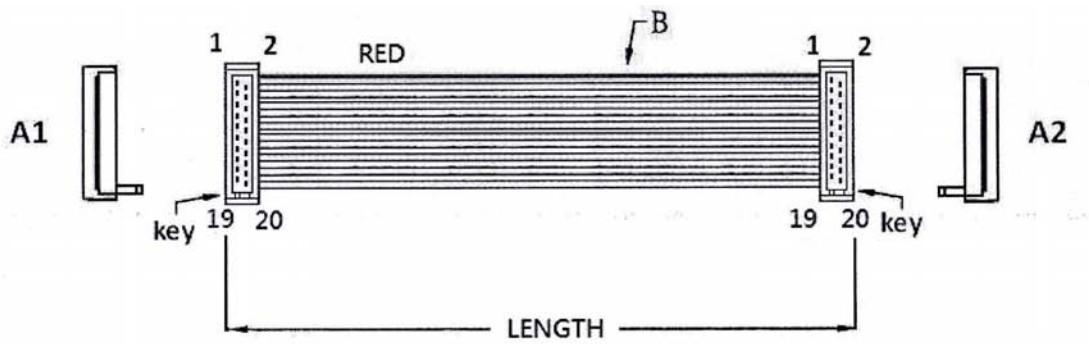
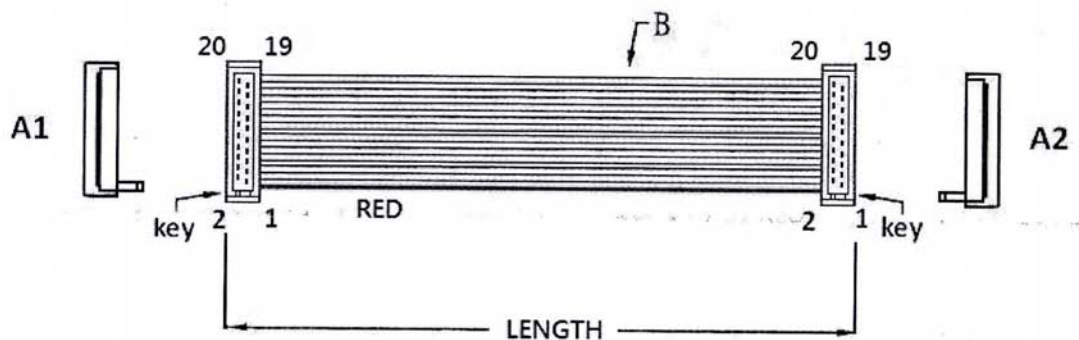
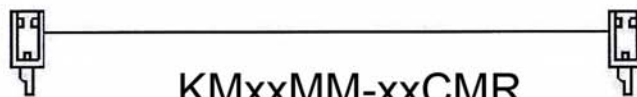



1.27MM PITCH FLAT CABLE WITH 2.54MM PITCH MICRO MATCH PLUG TO PLUG (A1)



PIN TO PIN



PIN TO PIN

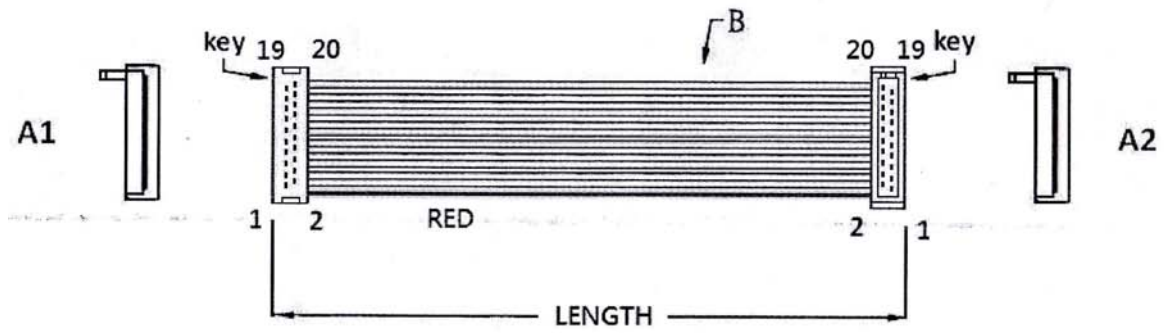


ORDERING INFORMATION:


P/N $\frac{K}{1} \frac{M}{2} \frac{x}{3} \frac{x}{4} - \frac{x}{5} C M R$

1. FLAT CABLE TYPE:
"KM" 1.27MM AWG28 UL2651 VW-1
PVC INSULATION GRAY
2. NO. OF CONTACTS:
04, 06, 08, 10, 12, 14, 16, 18, 20, 22, 24, 26
3. CONNECTORS AT TWO ENDS:
"MM" MALE TO MALE TYPE1
"PP" MALE TO MALE TYPE2
4. LENGTH IN CM(CENTIMETERS)
5. COLOR OF TWO IDC CONNECTORS:
"R" RED

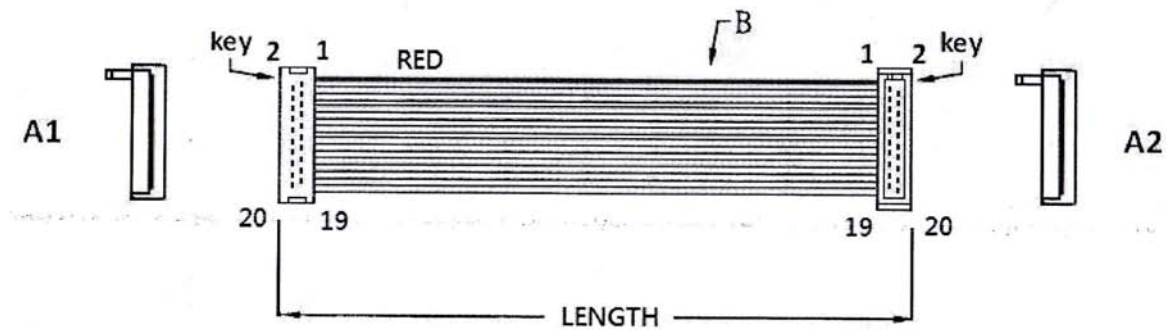
1.27MM PITCH FLAT CABLE WITH 2.54MM PITCH MICRO MATCH PLUG TO PLUG (A2)



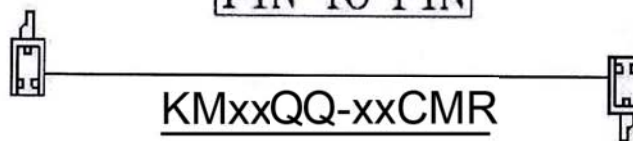
PIN TO PIN



KMxxNN-xxCMR



PIN TO PIN



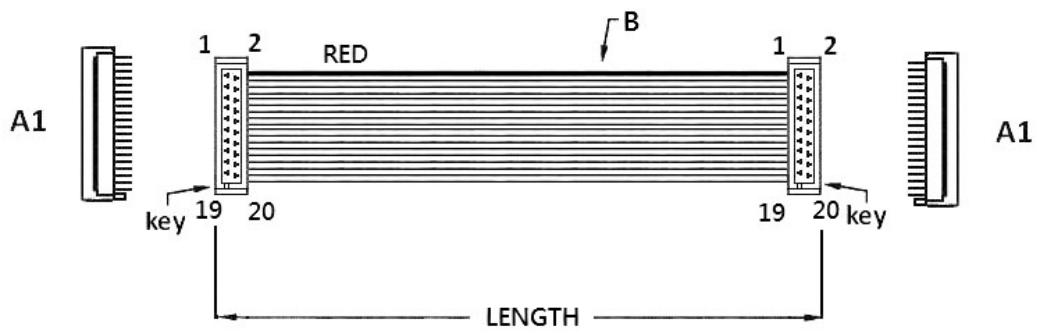
KMxxQQ-xxCMR

ORDERING INFORMATION:

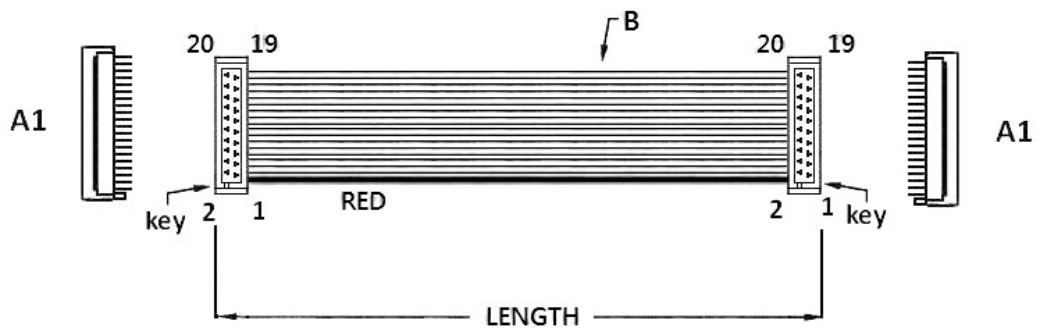
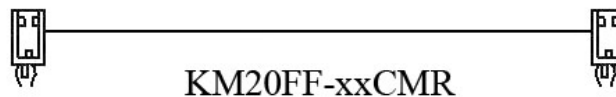
P/N K M x x x x - x x C M R

1. FLAT CABLE TYPE:
"KM" 1.27MM AWG28 UL2651 VW-1
PVC INSULATION GRAY
2. NO. OF CONTACTS:
04, 06, 08, 10, 12, 14, 16, 18, 20, 22, 24, 26
3. CONNECTORS AT TWO ENDS:
"NN" MALE TO MALE TYPE3
"QQ" MALE TO MALE TYPE4
4. LENGTH IN CM(CENTIMETERS)
5. COLOR OF TWO IDC CONNECTORS:
"R" RED

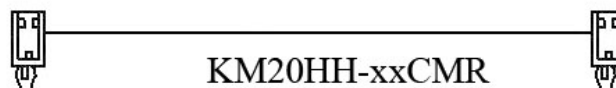
1.27MM PITCH FLAT CABLE WITH 2.54MM PITCH MICRO MATCH JACK TO JACK (B1)



PIN TO PIN



PIN TO PIN

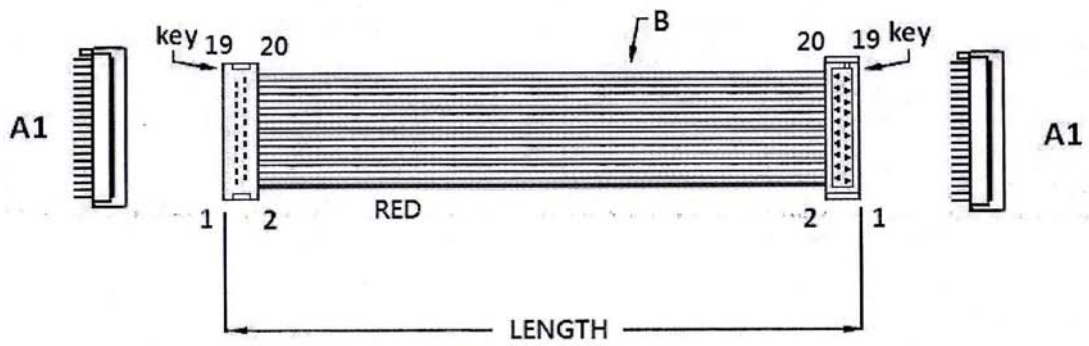


ORDERING INFORMATION:


P/N KMxxxx - xx C M R₅

1. FLAT CABLE TYPE:
"KM" 1.27MM AWG28 UL2651 VW-1
PVC INSULATION GRAY
2. NO. OF CONTACTS:
04, 06, 08, 10, 12, 14, 16, 18, 20, 22, 24, 26
3. CONNECTORS AT TWO ENDS:
"FF" FEMALE TO FEMALE TYPE1
"HH" FEMALE TO FEMALE TYPE2
4. LENGTH IN CM(CENTIMETERS)
5. COLOR OF TWO IDC CONNECTORS:
"R" RED

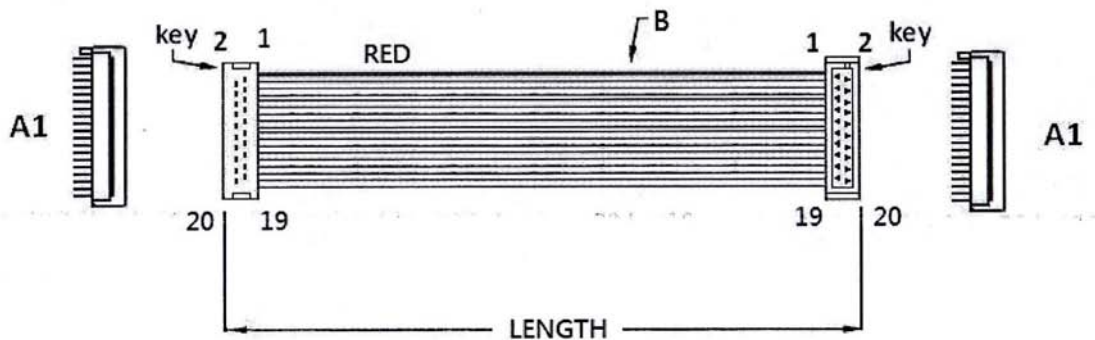
1.27MM PITCH FLAT CABLE WITH 2.54MM PITCH MICRO MATCH JACK TO JACK (B2)




PIN TO PIN



KMxxGG-xxCMR



PIN TO PIN



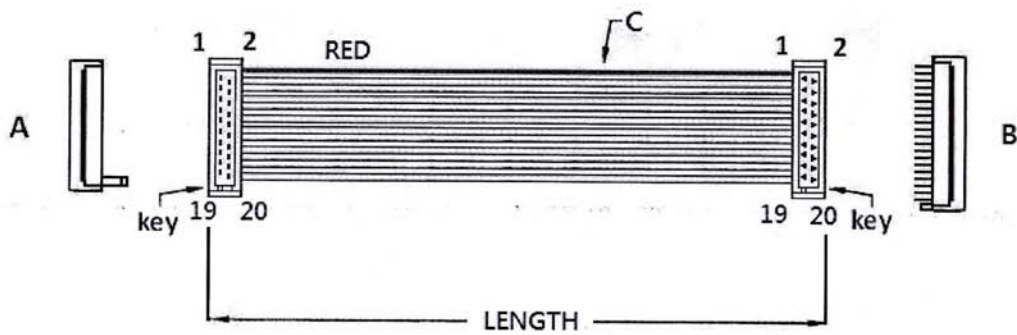
KMxxJJ-xxCMR

ORDERING INFORMATION:

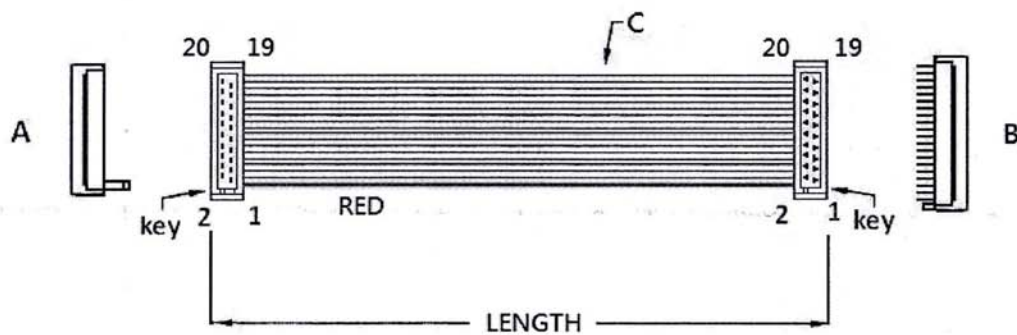
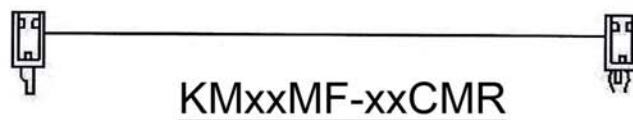
P/N K M x x x x - x x C M R

1. FLAT CABLE TYPE:
"KM" 1.27MM AWG28 UL2651 VW-1
PVC INSULATION GRAY
2. NO. OF CONTACTS:
04, 06, 08, 10, 12, 14, 16, 18, 20, 22, 24, 26
3. CONNECTORS AT TWO ENDS:
"GG" FEMALE TO FEMALE TYPE3
"JJ" FEMALE TO FEMALE TYPE4
4. LENGTH IN CM(CENTIMETERS)
5. COLOR OF TWO IDC CONNECTORS:
"R" RED

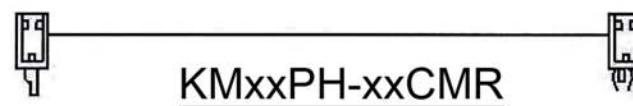
1.27MM PITCH FLAT CABLE WITH 2.54MM PITCH MICRO MATCH PLUG TO JACK (C1)



PIN TO PIN



PIN TO PIN

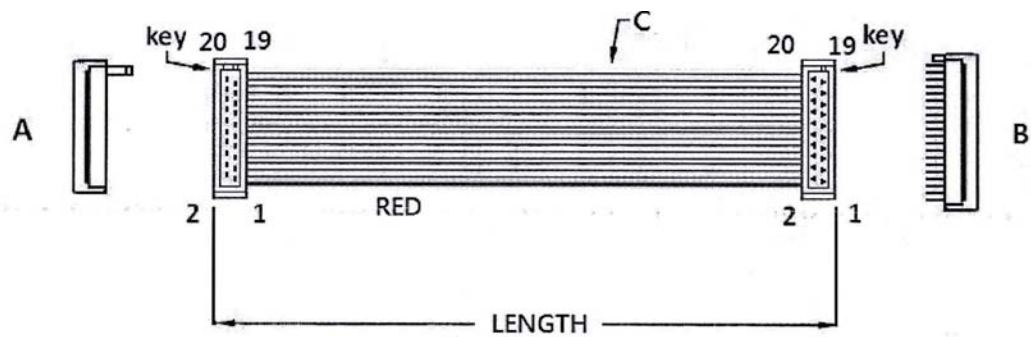


ORDERING INFORMATION:


P/N K M x x x x - x x C M R

1. FLAT CABLE TYPE:
"KM" 1.27MM AWG28 UL2651 VW-1
PVC INSULATION GRAY
2. NO. OF CONTACTS:
04, 06, 08, 10, 12, 14, 16, 18, 20, 22, 24, 26
3. CONNECTORS AT TWO ENDS:
"MF" MALE TO FEMALE TYPE1
"PH" MALE TO FEMALE TYPE2
4. LENGTH IN CM(CENTIMETERS)
5. COLOR OF TWO IDC CONNECTORS:
"R" RED

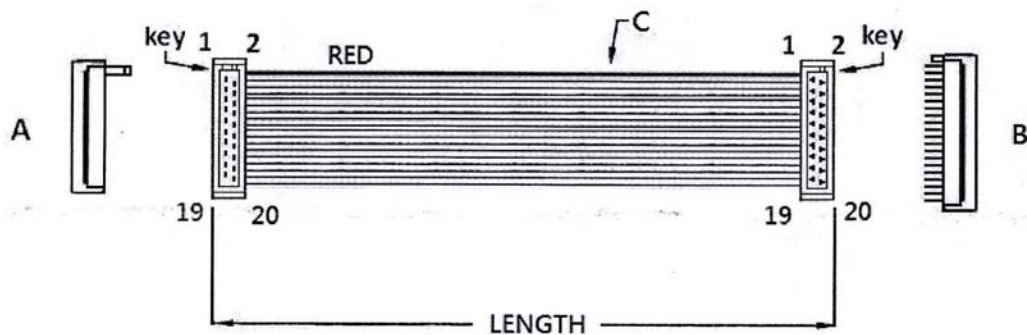
1.27MM PITCH FLAT CABLE WITH 2.54MM PITCH MICRO MATCH PLUG TO JACK (C2)



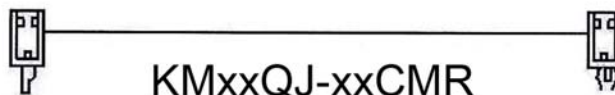
PIN TO PIN



KMxxNG-xxCMR



PIN TO PIN



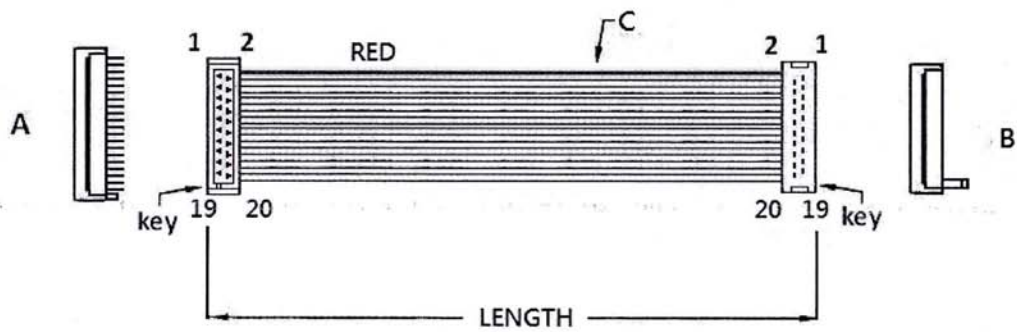
KMxxQJ-xxCMR

ORDERING INFORMATION:


P/N KMxxxx - xx C M R

1. FLAT CABLE TYPE:
"KM" 1.27MM AWG28 UL2651 VW-1
PVC INSULATION GRAY
2. NO. OF CONTACTS:
04, 06, 08, 10, 12, 14, 16, 18, 20, 22, 24, 26
3. CONNECTORS AT TWO ENDS:
"NG" MALE TO FEMALE TYPE3
"QJ" MALE TO FEMALE TYPE4
4. LENGTH IN CM(CENTIMETERS)
5. COLOR OF TWO IDC CONNECTORS:
"R" RED

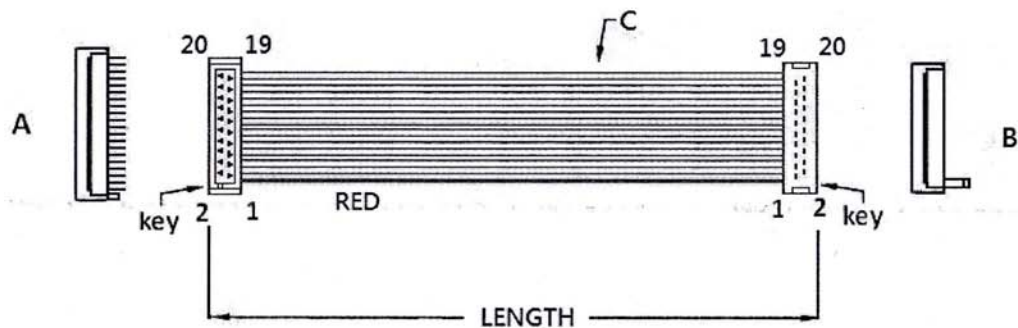
1.27MM PITCH FLAT CABLE WITH 2.54MM PITCH MICRO MATCH JACK TO PLUG (D1)




PIN TO PIN



KMxxFM-xxCMR



PIN TO PIN



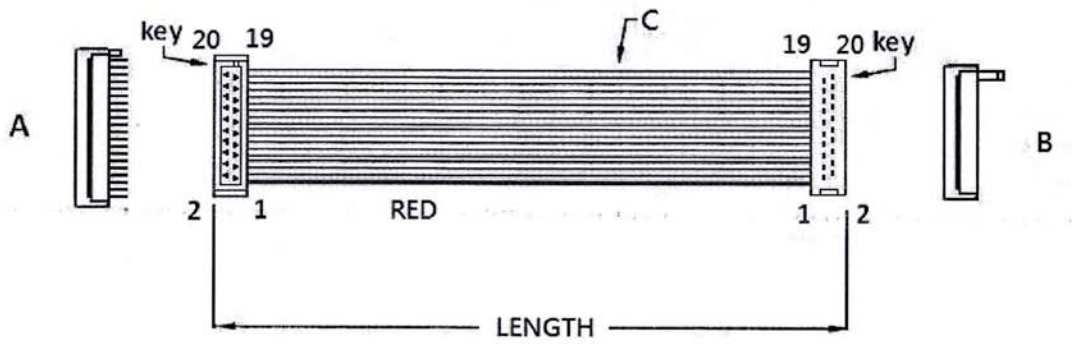
KMxxHP-xxCMR

ORDERING INFORMATION:

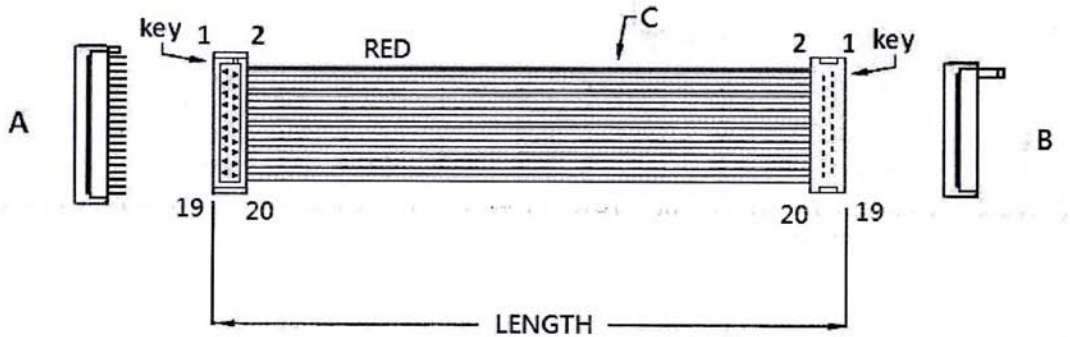
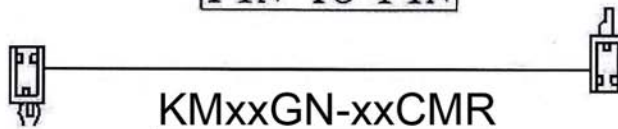
P/N KMxxxx - xx C M R

1. FLAT CABLE TYPE:
"KM" 1.27MM AWG28 UL2651 VW-1
PVC INSULATION GRAY
2. NO. OF CONTACTS:
04, 06, 08, 10, 12, 14, 16, 18, 20, 22, 24, 26
3. CONNECTORS AT TWO ENDS:
"FM" FEMALE TO MALE TYPE1
"HP" FEMALE TO MALE TYPE2
4. LENGTH IN CM(CENTIMETERS)
5. COLOR OF TWO IDC CONNECTORS:
"R" RED

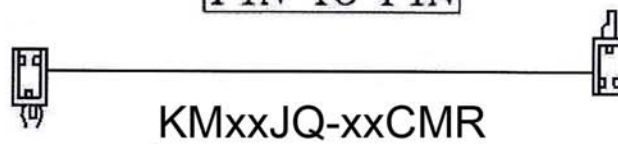
1.27MM PITCH FLAT CABLE WITH 2.54MM PITCH MICRO MATCH JACK TO PLUG (D2)



PIN TO PIN



PIN TO PIN

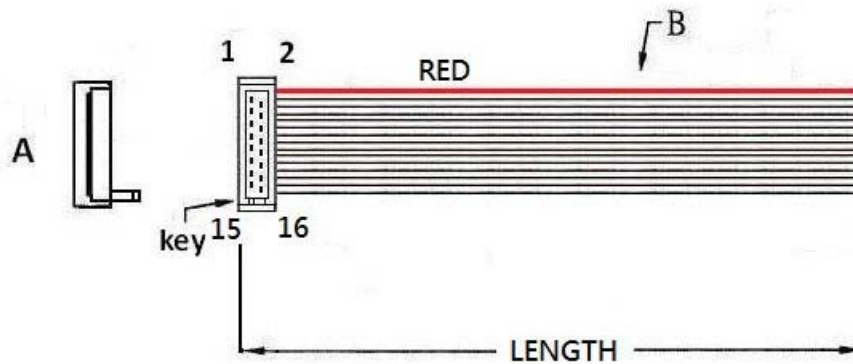


ORDERING INFORMATION:

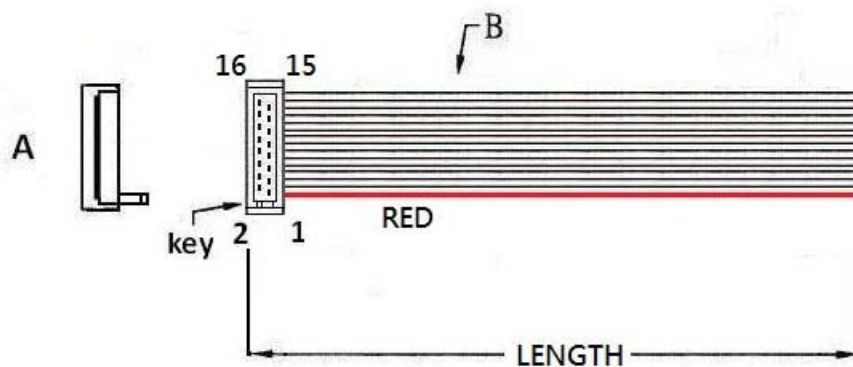
P/N $\frac{K}{1} \frac{M}{2} \frac{x}{3} \frac{x}{4} - \frac{x}{5} C M R$

1. FLAT CABLE TYPE:
"KM" 1.27MM AWG28 UL2651 VW-1
PVC INSULATION GRAY
2. NO. OF CONTACTS:
04, 06, 08, 10, 12, 14, 16, 18, 20, 22, 24, 26
3. CONNECTORS AT TWO ENDS:
"GN" FEMALE TO MALE TYPE3
"JQ" FEMALE TO MALE TYPE4
4. LENGTH IN CM(CENTIMETERS)
5. COLOR OF TWO IDC CONNECTORS:
"R" RED

1.27MM PITCH FLAT CABLE WITH 2.54MM PITCH MICRO MATCH PLUG TO OPEN END



KMxxMO-xxCMR




KMxxPO-xxCMR

ORDERING INFORMATION:


P/N KMxxxx - xx CMR5

1. FLAT CABLE TYPE:
"KM" 1.27MM AWG28 UL2651 VW-1
PVC INSULATION GRAY
2. NO. OF CONTACTS:
04, 06, 08, 10, 12, 14, 16, 18, 20, 22, 24, 26
3. CONNECTORS AT TWO ENDS:
"MO" MALE TO OPEN END TYPE1
"PO" MALE TO OPEN END TYPE2
4. LENGTH IN CM(CENTIMETERS)
5. COLOR OF TWO IDC CONNECTORS:
"R" RED

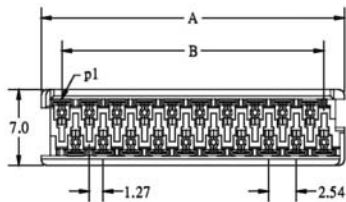
**1.27MM PITCH FLAT CABLE
WITH 2*2.54MM FEMALE ON WIRE TYPE CONNECTORS**



P/N K4PA012-100CMW

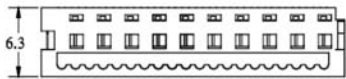


2.54MM PITCH FEMALE ON WIRE TYPE CONNECTOR INSULATOR COLOR: WHITE

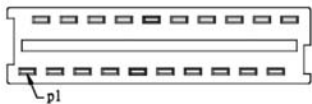


$$A=B+3.78$$

$$B=2.54*POSITIONS/2-1.27$$



NO. OF CONTACTS:
004, 006, 008, 010, 012,
014, 016, 018, 020, 022,
024, 026



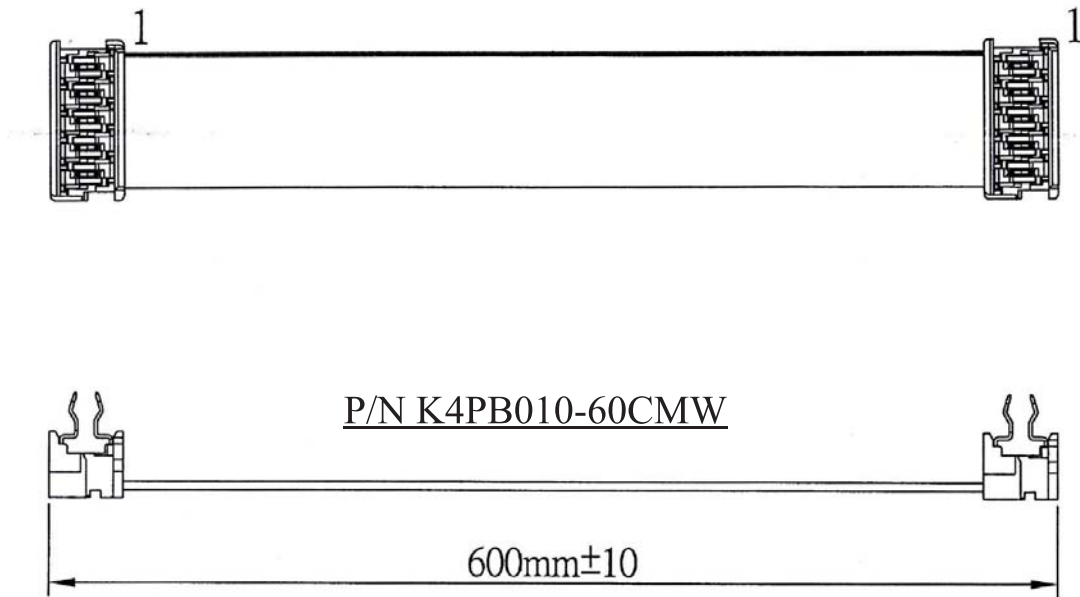
ORDERING INFORMATION:

P/N K 1 2 3 4

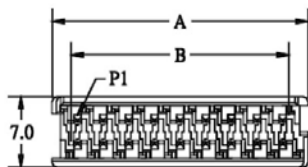
1. CONSTRUCTION TYPE:
4PA
2. NO. OF CONTACTS:
004~026
3. LENGTH IN CM (CENTIMETERS)
4. COLOR OF TWO IDC CONNECTORS:
"W" WHITE

NOTE: FEMALE ON WIRE TYPE CONNECTOR CAN'T BE SUPPLIED ALONE.

**1.27MM PITCH FLAT CABLE
WITH 2*2.54MM DIP PLUG ON WIRE TYPE CONNECTORS**



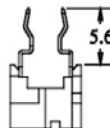
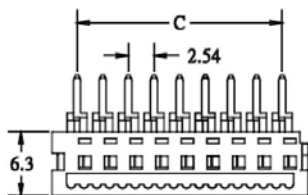
2.54MM PITCH DIP PLUG ON WIRE TYPE CONNECTOR INSULATOR COLOR: WHITE



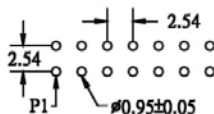
$$A=B+3.38$$

$$B=2.54*POSITIONS/2-1.27$$

$$C=B-1.27$$



NO. OF CONTACTS:
004, 006, 008, 010, 012,
014, 016, 018, 020, 022,
024, 026



ORDERING INFORMATION:

P/N K 1 2 3 4

1. CONSTRUCTION TYPE:
4PB
2. NO. OF CONTACTS:
004~026
3. LENGTH IN CM (CENTIMETERS)
4. COLOR OF TWO IDC CONNECTORS:
"W" WHITE

NOTE: DIP PLUG CAN'T BE SUPPLIED ALONE.