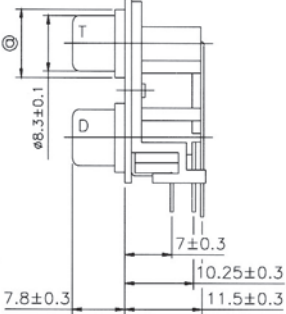
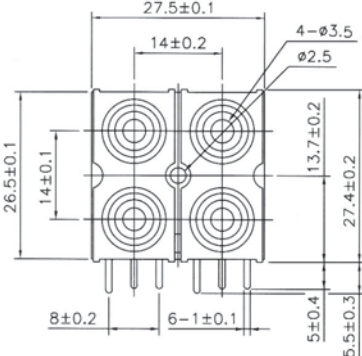


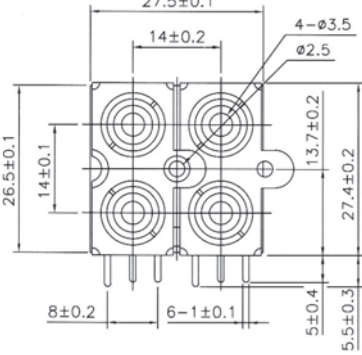

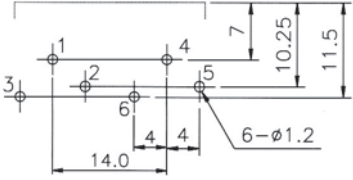
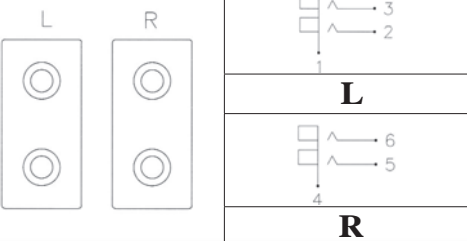
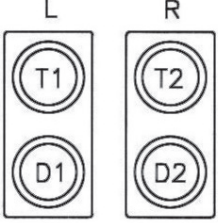


# QUAD PORT RCA JACK (1)

P/N	Dimension (m/m)		
7704**-01	<p><b>Dia . @ :</b>                      7704**-01 : Ø10.2                      7704**-02 : Ø10.5</p> 		 <p style="text-align: center;"><b>7704**-01</b></p>
7704**-02			 <p style="text-align: center;"><b>7704**-02</b></p>
<b>Pin Hole Layout (Jack Bottom View)</b>	<b>Schematic</b>		<b>Insulator Color Code Arrangement</b>
			

## ORDERING INFORMATION:

P/N 7704 1 2 3 4 5 6 - XXXXXX XXXXXX

- |   |  |
|---|--|
| <p>1. TERMINAL FINISH:<br/>                     "S" SILVER PLATED (STANDARD)<br/>                     "G" GOLD FLASH PLATED</p> <p>2. BUSHING FINISH:<br/>                     "N" NICKEL PLATED (STANDARD)<br/>                     "G" GOLD FLASH PLATED</p> <p>3. JACK CODE:<br/>                     01, 02 (SEE DRAWING !)</p> | <p>4. SCHEMATIC CODE:<br/>                     "0" SEE DRAWING !</p> <p>5. HOUSING COLOR:<br/>                     "W" WHITE</p> <p>6. INSULATOR COLORS:<br/>                     (ARRANGEMENT: T1→ D1→ T2→ D2)<br/>                     "B" BLACK      "A" GRAY<br/>                     "R" RED        "O" ORANGE<br/>                     "W" WHITE      "C" BROWN<br/>                     "Y" YELLOW<br/>                     "U" BLUE<br/>                     "N" GREEN</p> |
|---|--|

## QUAD PORT RCA JACK (2)

P/N	Dimension (m/m)		
<b>7704**-03</b>			 <b>7704**-03</b>
<b>7704**-04</b>			 <b>7704**-04</b>
<b>7704**-05</b>			 <b>7704**-05</b>
<b>Pin Hole Layout (Jack Bottom View)</b>		<b>Schematic</b>	<b>Insulator Color Code Arrangement</b>

### ORDERING INFORMATION:

P/N 7704 xx - xxxx xxxx  
1 2 3 4 5 6

- TERMINAL FINISH:  
 "S" SILVER PLATED (STANDARD)  
 "G" GOLD FLASH PLATED
- BUSHING FINISH:  
 "N" NICKEL PLATED (STANDARD)  
 "G" GOLD FLASH PLATED
- JACK CODE:  
 03, 04, 05 (SEE DRAWING !)
- SCHEMATIC CODE:  
 "0" SEE DRAWING !
- HOUSING COLOR:  
 "W" WHITE (STANDARD)
- INSULATOR COLORS:  
 (ARRANGEMENT: T1→ D1→ T2→ D2)  
 "B" BLACK            "A" GRAY  
 "R" RED                "O" ORANGE  
 "W" WHITE            "C" BROWN  
 "Y" YELLOW  
 "U" BLUE  
 "N" GREEN

# QUAD PORT RCA JACK (3)

P/N	Dimension (m/m)		
<b>7704**-06</b>			 <b>7704**-06</b>
<b>7704**-07</b>			 <b>7704**-07</b>
<b>7704**-08</b>			 <b>7704**-08</b>
<b>Pin Hole Layout (Jack Bottom View)</b>	<b>Schematic</b>		<b>Insulator Color Code Arrangement</b>

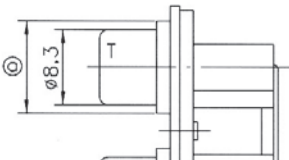
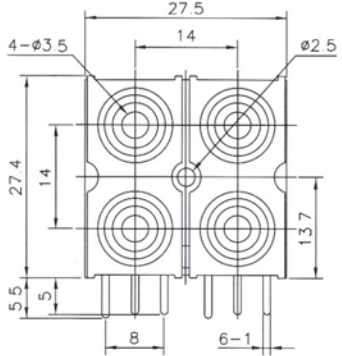

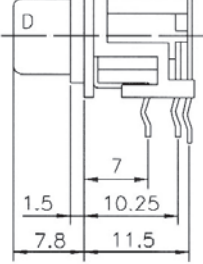
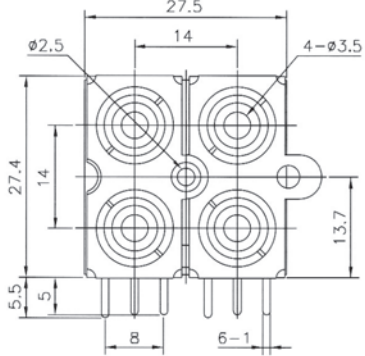

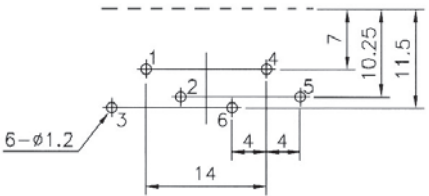
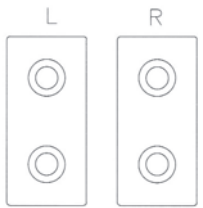
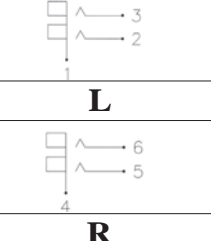
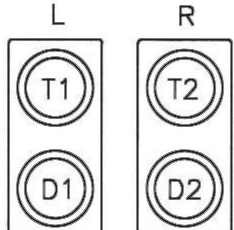
## ORDERING INFORMATION:

P/N 7704 xx - xxxx xxxx xxxx

1 2    3 4 5    6

- |  |  |
|--|--|
| <p>1. TERMINAL FINISH:<br/>"S" SILVER PLATED (STANDARD)<br/>"G" GOLD FLASH PLATED</p> <p>2. BUSHING FINISH:<br/>"N" NICKEL PLATED (STANDARD)<br/>"G" GOLD FLASH PLATED</p> <p>3. JACK CODE:<br/>06, 07, 08 (SEE DRAWING !)</p> | <p>4. SCHEMATIC CODE:<br/>"0" SEE DRAWING !</p> <p>5. HOUSING COLOR:<br/>"W" WHITE (STANDARD)</p> <p>6. INSULATOR COLORS:<br/>(ARRANGEMENT: T1→ D1→ T2→ D2)<br/>"B" BLACK            "A" GRAY<br/>"R" RED                "O" ORANGE<br/>"W" WHITE            "C" BROWN<br/>"Y" YELLOW<br/>"U" BLUE<br/>"N" GREEN</p> |
|--|--|

# QUAD PORT RCA JACK (4)

P/N	Dimension (m/m)			
7704**-09	<p><b>Dia . @ :</b>                      7704**-09 : Ø10.2                      7704**-10 : Ø10.5</p> 		 <p style="text-align: center;"><b>7704**-09</b></p>	
7704**-10			 <p style="text-align: center;"><b>7704**-10</b></p>	
<b>Pin Hole Layout (Jack Bottom View)</b>		<b>Schematic</b>		<b>Insulator Color Code Arrangement</b>
				

## ORDERING INFORMATION:


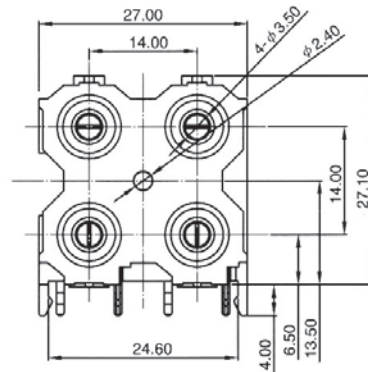
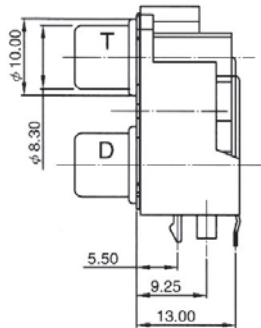
P/N 7704 1 2 3 4 5 6 - XXXXXX XXXXXX

1. TERMINAL FINISH:  
 "S" SILVER PLATED (STANDARD)  
 "G" GOLD FLASH PLATED
2. BUSHING FINISH:  
 "N" NICKEL PLATED (STANDARD)  
 "G" GOLD FLASH PLATED
3. JACK CODE:  
 09, 10 (SEE DRAWING !)

4. SCHEMATIC CODE:  
 "0" SEE DRAWING !
5. HOUSING COLOR:  
 "W" WHITE (STANDARD)
6. INSULATOR COLORS:  
 (ARRANGEMENT: T1→ D1→ T2→ D2)  
 "B" BLACK            "A" GRAY  
 "R" RED                "O" ORANGE  
 "W" WHITE            "C" BROWN  
 "Y" YELLOW  
 "U" BLUE  
 "N" GREEN

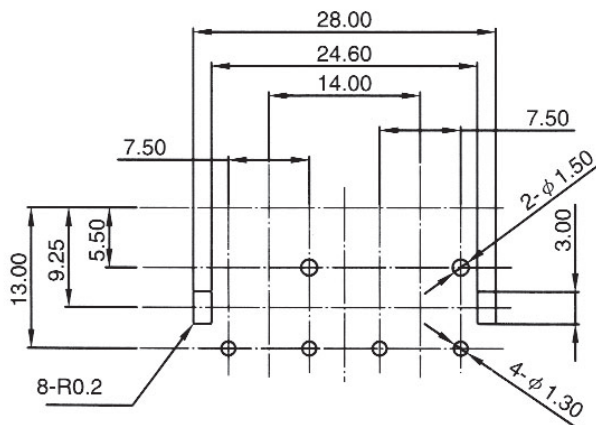
## QUAD PORT RCA JACK (5)

### Dimension (m/m)

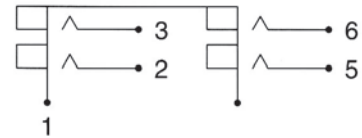


7704\*\***-11**

### Pin Hole Layout (Jack Bottom View)



### Schematic Code



**L**

**R**

## ORDERING INFORMATION:

P/N 7704 xx - xxxxxxx  
1 2 3 4 5 6

#### 1. TERMINAL FINISH:

"S" SILVER PLATED (STANDARD)  
 "G" GOLD FLASH PLATED

#### 2. BUSHING FINISH:

"N" NICKEL PLATED (STANDARD)  
 "G" GOLD FLASH PLATED

#### 3. JACK CODE:

11 (SEE DRAWING !)

#### 4. SCHEMATIC CODE:

"0" SEE DRAWING !

#### 5. HOUSING COLOR:

"W" WHITE (STANDARD)

#### 6. INSULATOR COLORS:

(ARRANGEMENT: T1→ D1→ T2→ D2)

"B" BLACK

"A" GRAY

"R" RED

"O" ORANGE

"W" WHITE

"C" BROWN

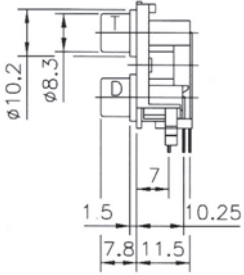
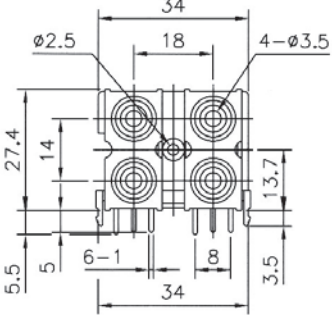

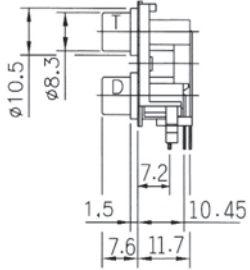
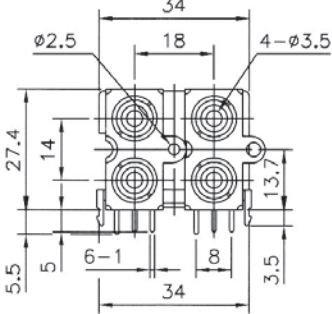

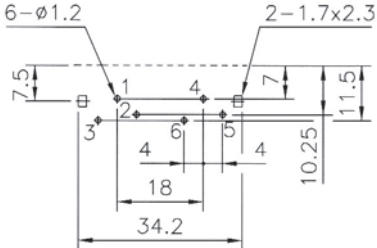
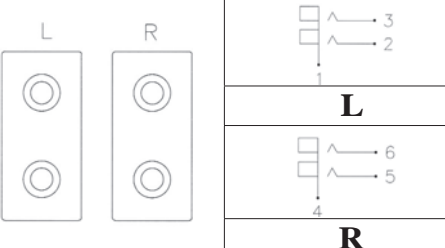
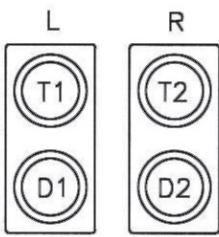
"Y" YELLOW

"U" BLUE

"N" GREEN



# QUAD PORT RCA JACK (6)

P/N	Dimension (m/m)			
7704**-12			 <p style="text-align: center;"><b>7704**-12</b></p>	
7704**-13			 <p style="text-align: center;"><b>7704**-13</b></p>	
<b>Pin Hole Layout (Jack Bottom View)</b>		<b>Schematic</b>		<b>Insulator Color Code Arrangement</b>
				

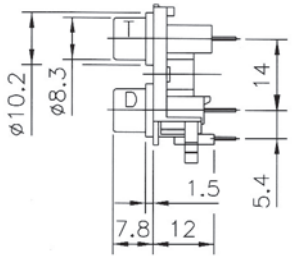
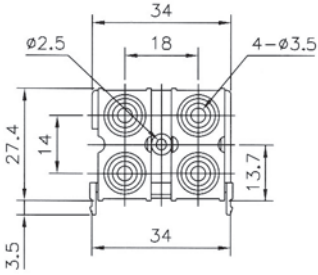

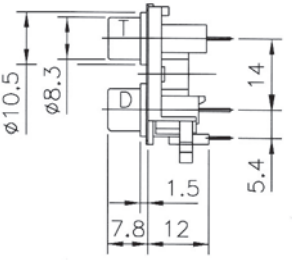
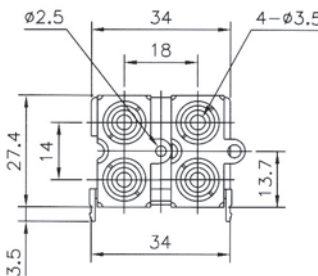

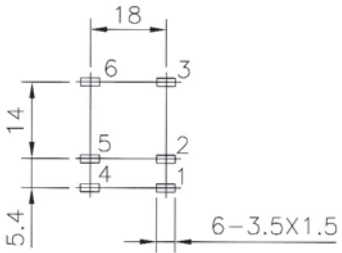
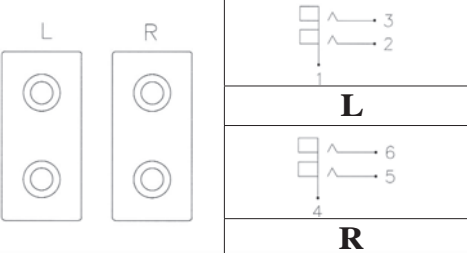
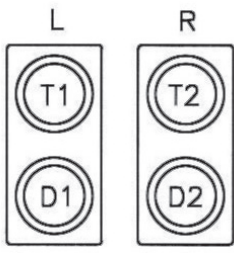
## ORDERING INFORMATION:

P/N 7704 xx - xxxx xxxx xxxx

12    3    4    5    6

- |  |  |
|--|--|
| <p>1. TERMINAL FINISH:<br/>"S" SILVER PLATED (STANDARD)<br/>"G" GOLD FLASH PLATED</p> <p>2. BUSHING FINISH:<br/>"N" NICKEL PLATED (STANDARD)<br/>"G" GOLD FLASH PLATED</p> <p>3. JACK CODE:<br/>12, 13 (SEE DRAWING !)</p> | <p>4. SCHEMATIC CODE:<br/>"0" SEE DRAWING !</p> <p>5. HOUSING COLOR:<br/>"W" WHITE (STANDARD)</p> <p>6. INSULATOR COLORS:<br/>(ARRANGEMENT: T1→ D1→ T2→ D2)<br/>"B" BLACK            "A" GRAY<br/>"R" RED                "O" ORANGE<br/>"W" WHITE            "C" BROWN<br/>"Y" YELLOW<br/>"U" BLUE<br/>"N" GREEN</p> |
|--|--|

# QUAD PORT RCA JACK (7)

P/N	Dimension (m/m)			
<b>7704**-14</b>			 <p style="text-align: center;"><b>7704**-14</b></p>	
<b>7704**-15</b>			 <p style="text-align: center;"><b>7704**-15</b></p>	
<b>Pin Hole Layout (Jack Bottom View)</b>		<b>Schematic</b>		<b>Insulator Color Code Arrangement</b>
				

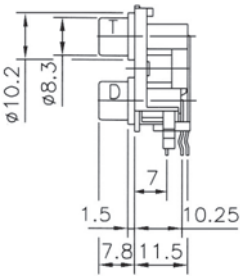
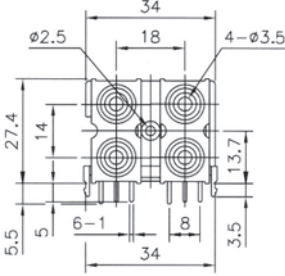

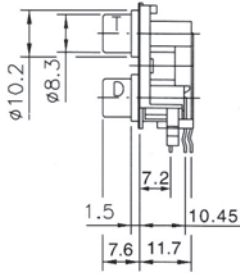
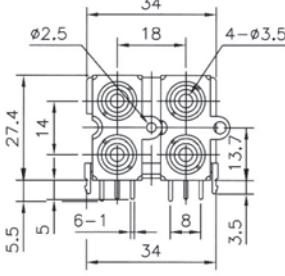

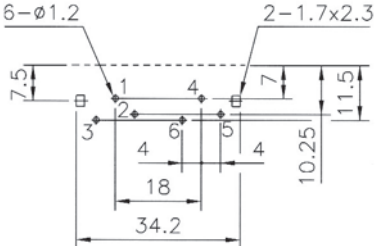
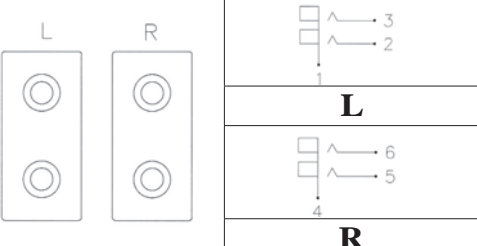
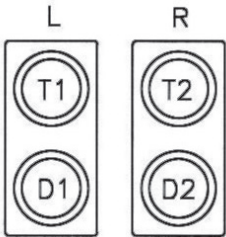
## ORDERING INFORMATION:

P/N 7704 xx - xxxx xxxx xxxx

1 2 3 4 5 6

- |  |  |
|--|--|
| <p>1. TERMINAL FINISH:<br/>"S" SILVER PLATED (STANDARD)<br/>"G" GOLD FLASH PLATED</p> <p>2. BUSHING FINISH:<br/>"N" NICKEL PLATED (STANDARD)<br/>"G" GOLD FLASH PLATED</p> <p>3. JACK CODE:<br/>14, 15 (SEE DRAWING !)</p> | <p>4. SCHEMATIC CODE:<br/>"0" SEE DRAWING !</p> <p>5. HOUSING COLOR:<br/>"W" WHITE (STANDARD)</p> <p>6. INSULATOR COLORS:<br/>(ARRANGEMENT: T1→ D1→ T2→ D2)<br/>"B" BLACK            "A" GRAY<br/>"R" RED                "O" ORANGE<br/>"W" WHITE            "C" BROWN<br/>"Y" YELLOW<br/>"U" BLUE<br/>"N" GREEN</p> |
|--|--|

# QUAD PORT RCA JACK (8)

P/N	Dimension (m/m)			
7704**-16			 <p style="text-align: center;"><b>7704**-16</b></p>	
7704**-17			 <p style="text-align: center;"><b>7704**-17</b></p>	
<b>Pin Hole Layout (Jack Bottom View)</b>		<b>Schematic</b>		<b>Insulator Color Code Arrangement</b>
				

## ORDERING INFORMATION:

P/N 7704 xx - xxx xxxx xxxx


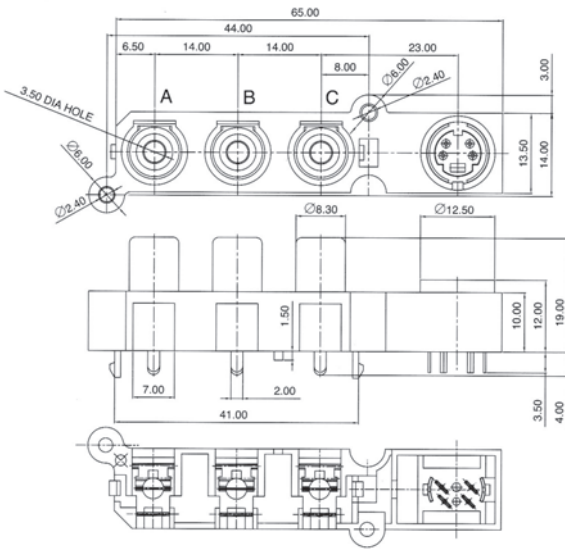
1 2    3 4 5    6

- |  |  |
|--|--|
| <p>1. TERMINAL FINISH:<br/>"S" SILVER PLATED (STANDARD)<br/>"G" GOLD FLASH PLATED</p> <p>2. BUSHING FINISH:<br/>"N" NICKEL PLATED (STANDARD)<br/>"G" GOLD FLASH PLATED</p> <p>3. JACK CODE:<br/>16, 17 (SEE DRAWING !)</p> | <p>4. SCHEMATIC CODE:<br/>"0" SEE DRAWING !</p> <p>5. HOUSING COLOR:<br/>"W" WHITE (STANDARD)</p> <p>6. INSULATOR COLORS:<br/>(ARRANGEMENT: T1→ D1→ T2→ D2)<br/>"B" BLACK            "A" GRAY<br/>"R" RED                "O" ORANGE<br/>"W" WHITE            "C" BROWN<br/>"Y" YELLOW<br/>"U" BLUE<br/>"N" GREEN</p> |
|--|--|



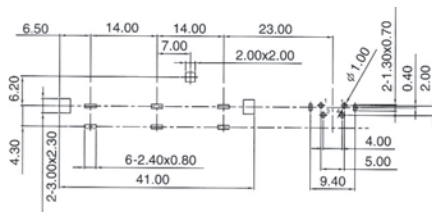
# QUAD PORT RCA JACK (9)

## Dimension (m/m)

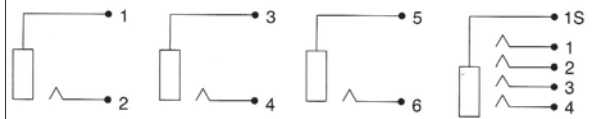


7704\*\***-18**

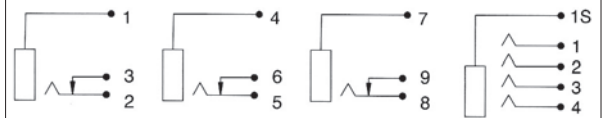
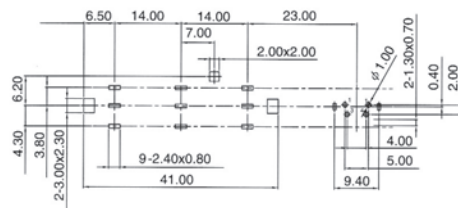
## Pin Hole Layout (Jack Bottom View)



## Schematic Code



U



V

## ORDERING INFORMATION:

P/N 7704  $\frac{x}{1} \frac{x}{2} - \frac{x}{3} \frac{x}{4} \frac{x}{5} \frac{x}{6} x x x$

1. TERMINAL FINISH:  
"S" SILVER PLATED (STANDARD)  
"G" GOLD FLASH PLATED
2. RCA BUSHING FINISH:  
"N" NICKEL PLATED (STANDARD)  
"G" GOLD FLASH PLATED
3. JACK CODE:  
18 (WITH 3~ 8P MINI DIN SOCKET)
4. RCA SCHEMATIC CODE:  
U, V
5. NO. OF MINI DIN CONTACTS:  
3, 4, 5, 6, 7, 8
6. RCA INSULATOR COLORS:  
(ARRANGEMENT: A → B → C)  
"B" BLACK      "A" GRAY  
"R" RED        "O" ORANGE  
"W" WHITE     "C" BROWN  
"Y" YELLOW  
"U" BLUE  
"N" GREEN