

Fixed Attachments

导轨用终端固定件


附件



E/1



E/1A




E/1B




E/1E



E/2



E/3



E/4

End Plate

产品端盖



G-JUT1-2.5S G-JUT1-2.5/4 G-JUT1-2.5/10 G-JUT1-2.5/4Q DP-JUT1-2.5/4Q

附件



G-JUT1-4/1-2 G-JUT1-4/2-2 G-JUT1-6S G-JUT2-2.5 G-JUT2-4/2



G-JUT2-4/10 G-JUT2-4RD G-JUT2-6S1 G-JUT2-16 G-JUT2-35



TW2.5 TW4/10 G-JUT3-1.5/2.5 G-JUT3-2.5/2 G-JUT3-2.5/1-2



G-JUT3-2.5/2-2 G-JUT3-4 G-JUT3-4 /2-2 JAP-6S JAP

Quick Tag bar

快速标记条

附件




ZB4




ZB5



ZB6



ZB8




ZB10



DEK5



ZBFM4



ZBFM5



ZBFM6



ZBFM8



JUT4-B



JUT2-3B

JUT2-5B

Installation guide


安装导轨

附件



NS35/7.5

NS35/7.5



NS32/15

NS32/15



NS15/5.5

导轨切割机

Installment track cutting machine



型号 Model

订货号 Order Number

JUTDR2
JUTDR4

8 026 001
8 026 002

导轨切割机的特点：设计新颖，结构合理、省力、特殊设计的刀模，使切断面平整、无毛刺。

用途：适用于钢或铝合金材质导轨的切断作业。

The properties of guide-track cut-off machine: creatable/new design, rational structure, economizing labor, the knife-model of special design can mak cutting surface and non-rag.

Usage: used for cutting operation of steel or Al alloy guide track.