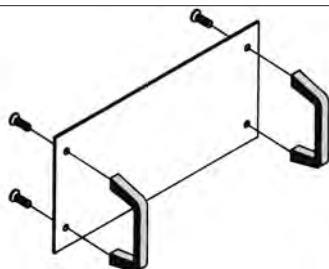


**Rack handles**

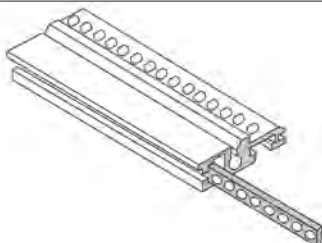
- very stable version made of solid aluminium, 1 set comprises 2 handles incl. mounting material
- further sizes **G** → N 64



art. no.	suitable for subracks	art. no.	suitable for subracks
<b>BGT 0384 7ME</b>	3 U	<b>BGT 0684 7ME</b>	6 U

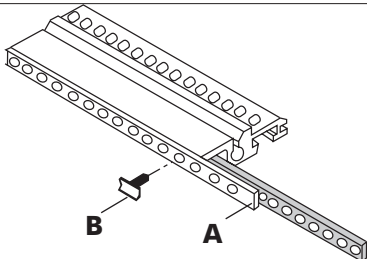
**Threaded rails**

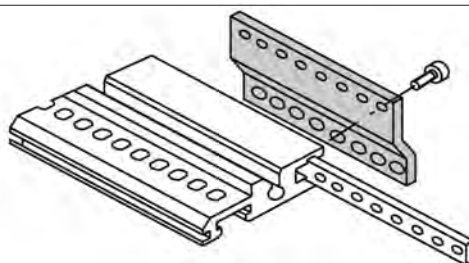
- threaded rails with M 2.5 threads for mounting of fixing rails and front panels
- 1 set contains 4 threaded rails

art. no.	
<b>BGT 384 2</b>	

**Insulation strip (A)**

- for rear module rail
- is used for isolation of the BUS-backplane
- with the isolating strips the standard insert depth for the plug-in module in the subrack will be established

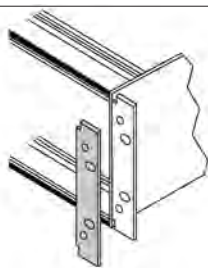
art. no.	
<b>IST 84</b>	
<b>class of inflammability:</b>	UL 94 V-0
<b>material:</b>	PBT, self-extinguishing

**Z-rails for connectors**


art. no.	packing unit
<b>GB 5 L</b>	1 set contains 2 Z-rails for connectors with 32/48/64/96 contacts to DIN 41612
<b>GB 20 L</b>	1 set contains 2 Z-rails for connectors with 31 contacts according to DIN 41617

## Accessories for 19" subracks

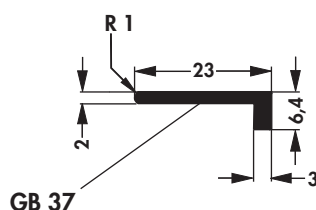
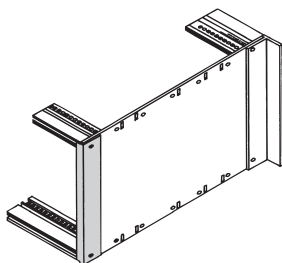
### Cover panels



art. no.	handle perforation	suitable for subracks
<b>BGTG 384 6</b>	with	3 U
<b>BGTG 684 6</b>		6 U
<b>BGTO 384 6</b>	without	3 U
<b>BGTO 684 6</b>		6 U

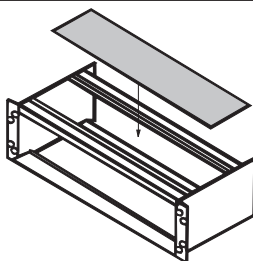
### Rear terminal profile

– 2 pieces cover the 2.54 mm gap between the part front panel and side panel



art. no.	suitable for subracks	art. no.	suitable for subracks
<b>RA 3</b>	3 U	<b>RA 6</b>	6 U
<b>surface:</b>		natural colour anodised	

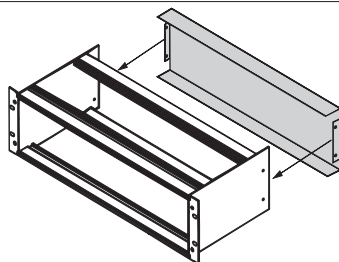
### Perforated cover panel



art. no.	depth of PCB [mm]	art. no.	depth of PCB [mm]
<b>AB 211</b>	160	<b>AB 271</b>	220

### Backpanel protective cover

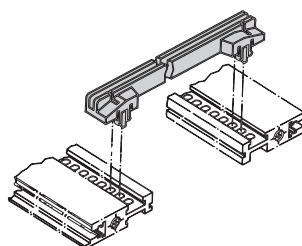
– with side panel depth of 240 and 300 mm gives mechanical and antistatic protection  
– delivery incl. mounting material



art. no.	suitable for subracks
<b>RV 3 240</b>	3 U

**Guide-rails**

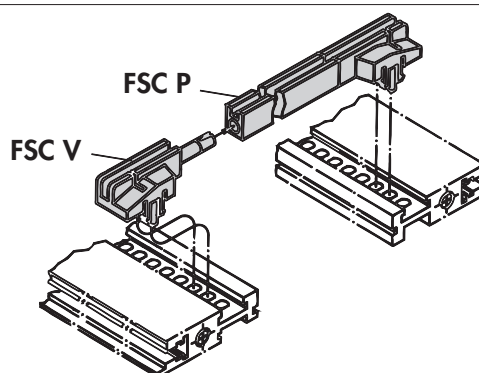
- with advanced mounting pins and locking nebs for easy mounting



art. no.	for Eurocards [mm]
<b>FSC 100</b>	100x100/ 233.5x100
<b>FSC 160</b>	100x160/ 233.5x160
<b>FSC 220</b>	100x220/ 233.5x220

**Variable guide-rails**

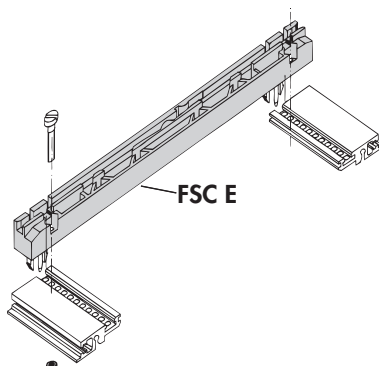
- contains 1 pair of head pieces (left and right) and 1 profile
- head pieces (1 pair): art. no. **FSC V**; profile (in running meters) art. no. **FSC P**
- further profile lengths upon request



art. no.	art. no.
<b>FSC P</b>	<b>FSC V</b>

**Reinforced guide rails**

- easy and fast to mounting by using clips
- can also be screwed into the module rails (M 2.5 x 12, on request)
- high rigidity
- centred with spring-loaded strut
- good ventilation due to lattice work



art. no.	for Eurocards [mm]
<b>FSCE 160</b>	100x160/ 233.5x160
<b>FSCE 220</b>	100x220/ 233.5x220