

Heatsinks for LEDs



- suitable for free or forced convection
- heat sink dimensions are fitted to the respective LED typ
- simple mounting by using thermally conductive adhesive foil, glue or screw mounting
- specific versions on customer's request
- double-sided adhesive thermal conductive foil **WLF ...** → E 7
- special design, surfaces and modification to customer specification on request
- **surface:** black anodised

<p>art. no.</p> <p>ICK LED R 23,5 x 14 WLF ... D 23</p>		<p>$R_{th} = 18,58 \text{ K/W}$</p>
<p>art. no.</p> <p>ICK LED R 23,5 x 14 G WLF ... D 23</p>		
<p>art. no.</p> <p>ICK LED R 27 x 10 WLF ... D 27</p>		<p>$R_{th} = 17,69 \text{ K/W}$</p>
<p>art. no.</p> <p>ICK LED R 27 x 10 G WLF ... D 27</p>		
<p>art. no.</p> <p>ICK LED R 28 x 15 WLF ... D 28</p>		<p>$R_{th} = 15,24 \text{ K/W}$</p>

Pin heatsinks Ø
Mounts
Thermally conductive foil
Thermal conductive paste

→ B 28 – 31
→ E 42 – 46
→ E 5 – 13
→ E 19 – 20

Thermal conductive glue
Drilling pattern for Solid State Relais
Heatsink profile-overview
Technical introduction

→ E 21 – 22
→ A 21
→ A 13 – 17
→ A 2 – 7

B 32

A

B

C

D

E

F

G

H

I

K

L

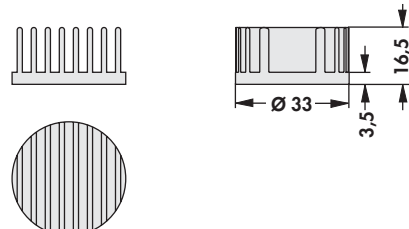
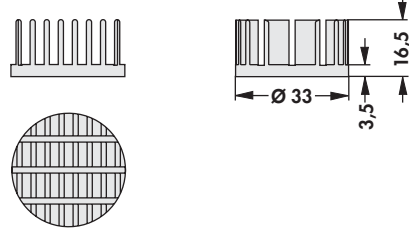
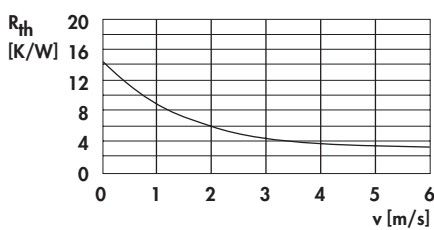
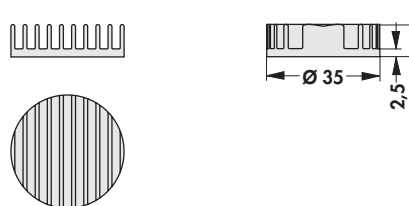
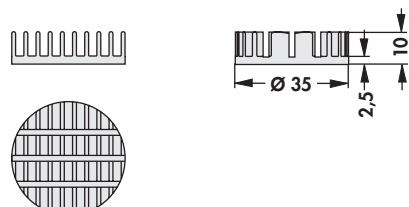
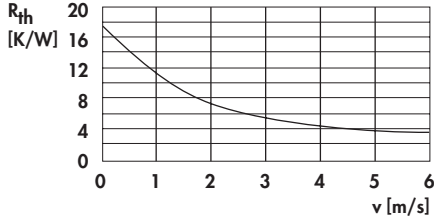
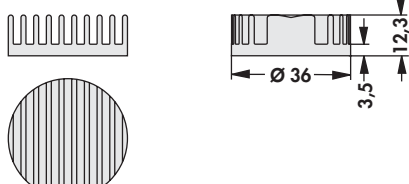
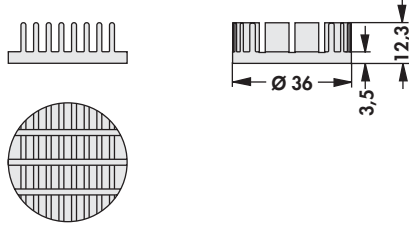
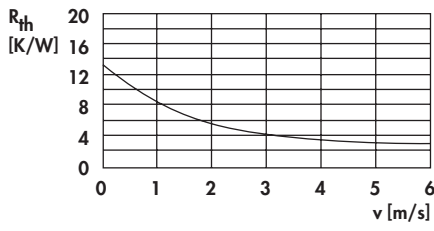
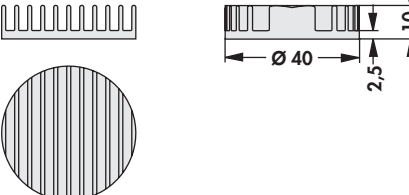
M

N

Heatsinks for LEDs

<p>art. no.</p> <p>ICK LED R 28 x 15 G WLF ... D 28</p>		
<p>art. no.</p> <p>ICK LED R 29 x 11,5 WLF ... D 29</p>		<p>R_{th} = 17,26 K/W</p>
<p>art. no.</p> <p>ICK LED R 29 x 11,5 G WLF ... D 29</p>		
<p>art. no.</p> <p>ICK LED R 32 x 14 WLF ... D 32</p>		<p>R_{th} = 15,23 K/W</p>
<p>art. no.</p> <p>ICK LED R 32 x 14 G WLF ... D 32</p>		
<p>art. no.</p> <p>ICK LED R 33 x 10 WLF ... D 33</p>		<p>R_{th} = 17,6 K/W</p>
<p>art. no.</p> <p>ICK LED R 33 x 10 G WLF ... D 33</p>		

Heatsinks for LEDs

<p>art. no.</p> <p>ICK LED R 33 x 16,5 WLF ... D 33</p>		<p>$R_{th} = 13,87 \text{ K/W}$</p>
<p>art. no.</p> <p>ICK LED R 33 x 16,5 G WLF ... D 33</p>		
<p>art. no.</p> <p>ICK LED R 35 x 10 WLF ... D 35</p>		<p>$R_{th} = 16,9 \text{ K/W}$</p>
<p>art. no.</p> <p>ICK LED R 35 x 10 G WLF ... D 35</p>		
<p>art. no.</p> <p>ICK LED R 36 x 12 WLF ... D 36</p>		<p>$R_{th} = 12,88 \text{ K/W}$</p>
<p>art. no.</p> <p>ICK LED R 36 x 12 G WLF ... D 36</p>		
<p>art. no.</p> <p>ICK LED R 40 x 10 WLF ... D 40</p>		<p>$R_{th} = 12,28 \text{ K/W}$</p>

Pin heatsinks Ø
Mounts
Thermally conductive foil
Thermal conductive paste

→ B 28 – 31
→ E 42 – 46
→ E 5 – 13
→ E 19 – 20

Thermal conductive glue
Drilling pattern for Solid State Relais
Heatsink profile-overview
Technical introduction

→ E 21 – 22
→ A 21
→ A 13 – 17
→ A 2 – 7

B 34

A

B

C

D

E

F

G

H

I

K

L

M

N

A

Heatsinks for LEDs

B

C

D

E

F

G

H

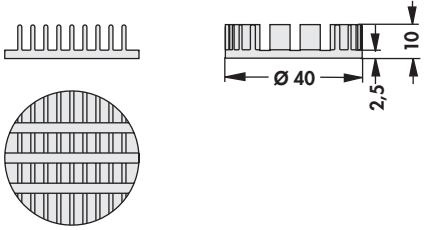
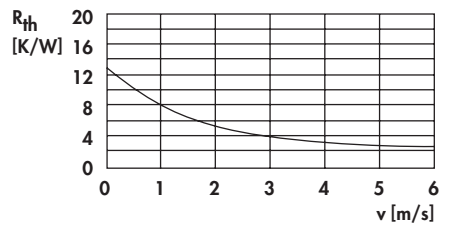
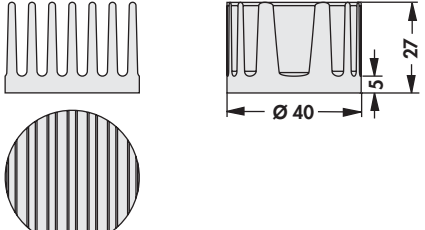
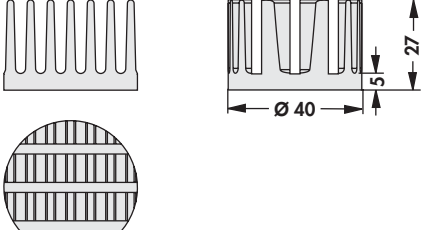
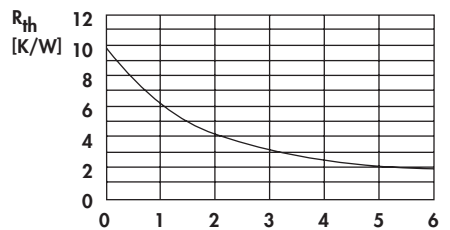
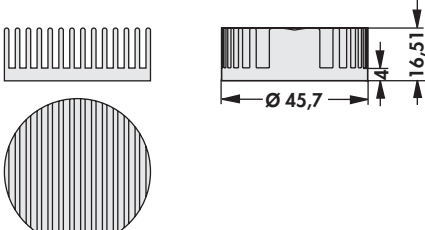
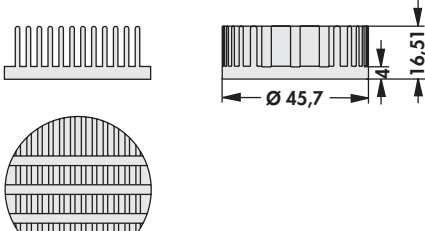
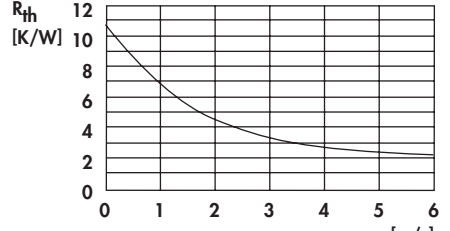
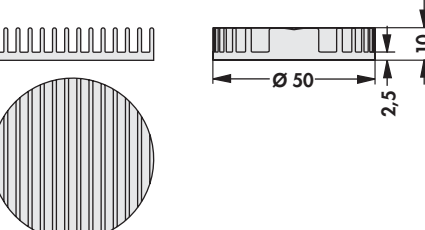
I

K

L

M

N

art. no. ICK LED R 40 x 10 G WLF ... D 40		
art. no. ICK LED R 40 x 27 WLF ... D 40		$R_{th} = 9,41 \text{ K/W}$
art. no. ICK LED R 40 x 27 G WLF ... D 40		
art. no. ICK LED R 45,7 x 16,5 WLF ... D 45		$R_{th} = 10,46 \text{ K/W}$
art. no. ICK LED R 45,7 x 16,5 G WLF ... D 45		
art. no. ICK LED R 50 x 10 WLF ... D 50		$R_{th} = 10,57 \text{ K/W}$

B 35

 Pin heatsinks Ø
 Mounts
 Thermally conductive foil
 Thermal conductive paste

 → B 28 – 31
 → E 42 – 46
 → E 5 – 13
 → E 19 – 20

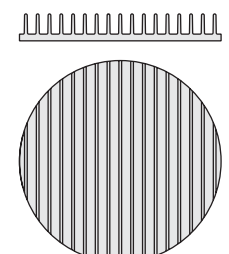
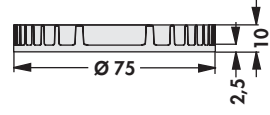
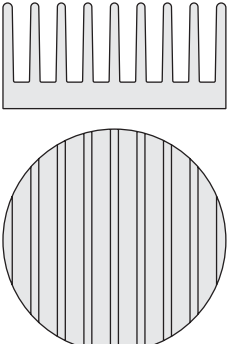
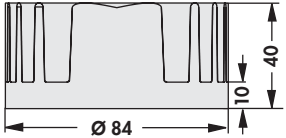

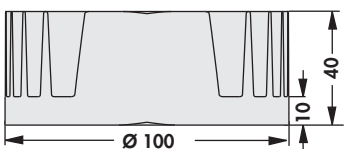
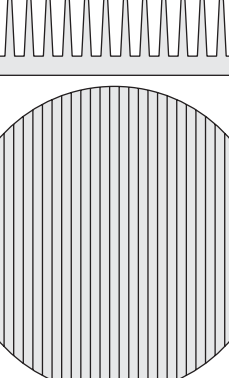

 Thermal conductive glue
 Drilling pattern for Solid State Relais
 Heatsink profile-overview
 Technical introduction

 → E 21 – 22
 → A 21
 → A 13 – 17
 → A 2 – 7

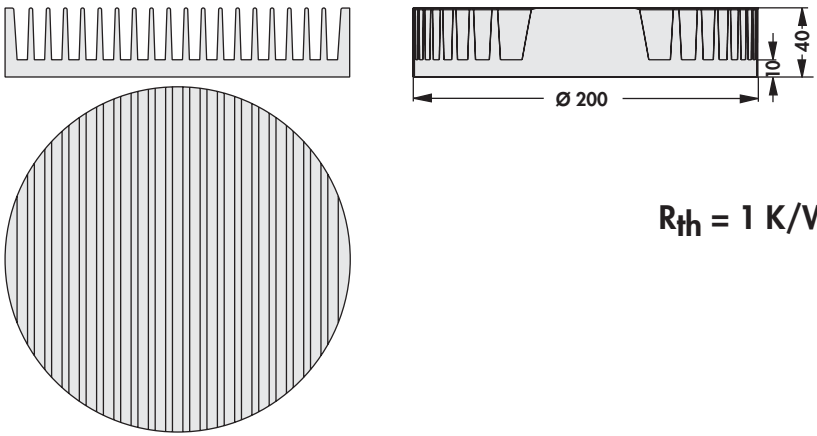
Heatsinks for LEDs

<p>art. no.</p> <p>ICK LED R 50 x 10 G WLF ... D 50</p>		
<p>art. no.</p> <p>ICK LED R 50,8 x 16,5 WLF ... D 50</p>		<p>$R_{th} = 10,17 \text{ K/W}$</p>
<p>art. no.</p> <p>ICK LED R 50,8 x 16,5 G WLF ... D 50</p>		
<p>art. no.</p> <p>ICK LED R 54 x 20 WLF ... D 54</p>		<p>$R_{th} = 9,48 \text{ K/W}$</p>
<p>art. no.</p> <p>ICK LED R 54 x 20 G WLF ... D 54</p>		
<p>art. no.</p> <p>ICK LED R 66 x 40 WLF ... D 66</p>		<p>$R_{th} = 3,2 \text{ K/W}$</p>

Heatsinks for LEDs

art. no. ICK LED R 75 x 10 WLF ... D 75		 <p>$R_{th} = 5,2 \text{ K/W}$</p>
art. no. ICK LED R 84 x 40 WLF ... D 84		 <p>$R_{th} = 2,5 \text{ K/W}$</p>
art. no. ICK LED R 100 x 40 WLF ... D 100		 <p>$R_{th} = 2 \text{ K/W}$</p>
art. no. ICK LED R 160 x 40 WLF ... D 160		 <p>$R_{th} = 1,4 \text{ K/W}$</p>

Heatsinks for LEDs

<p>art. no.</p> <p>ICK LED R 200 x 40 WLF ... D 200</p>		<p>$R_{th} = 1 \text{ K/W}$</p>
---	--	--

A

B

C

D

E

F

G

H

I

K

L

M

N