

Voltage Controlled Crystal Oscillator (VCXO)

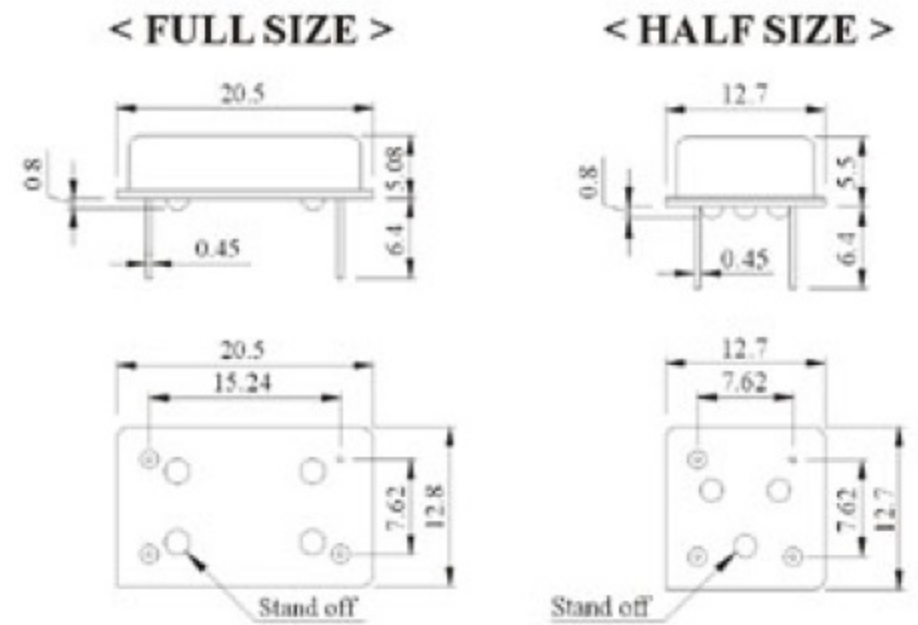
电压控制晶体振荡器

LOW FREQUENCY VCXO

- High speed CMOS
- High reliability and precision
- Set top box
- ADSL Modem



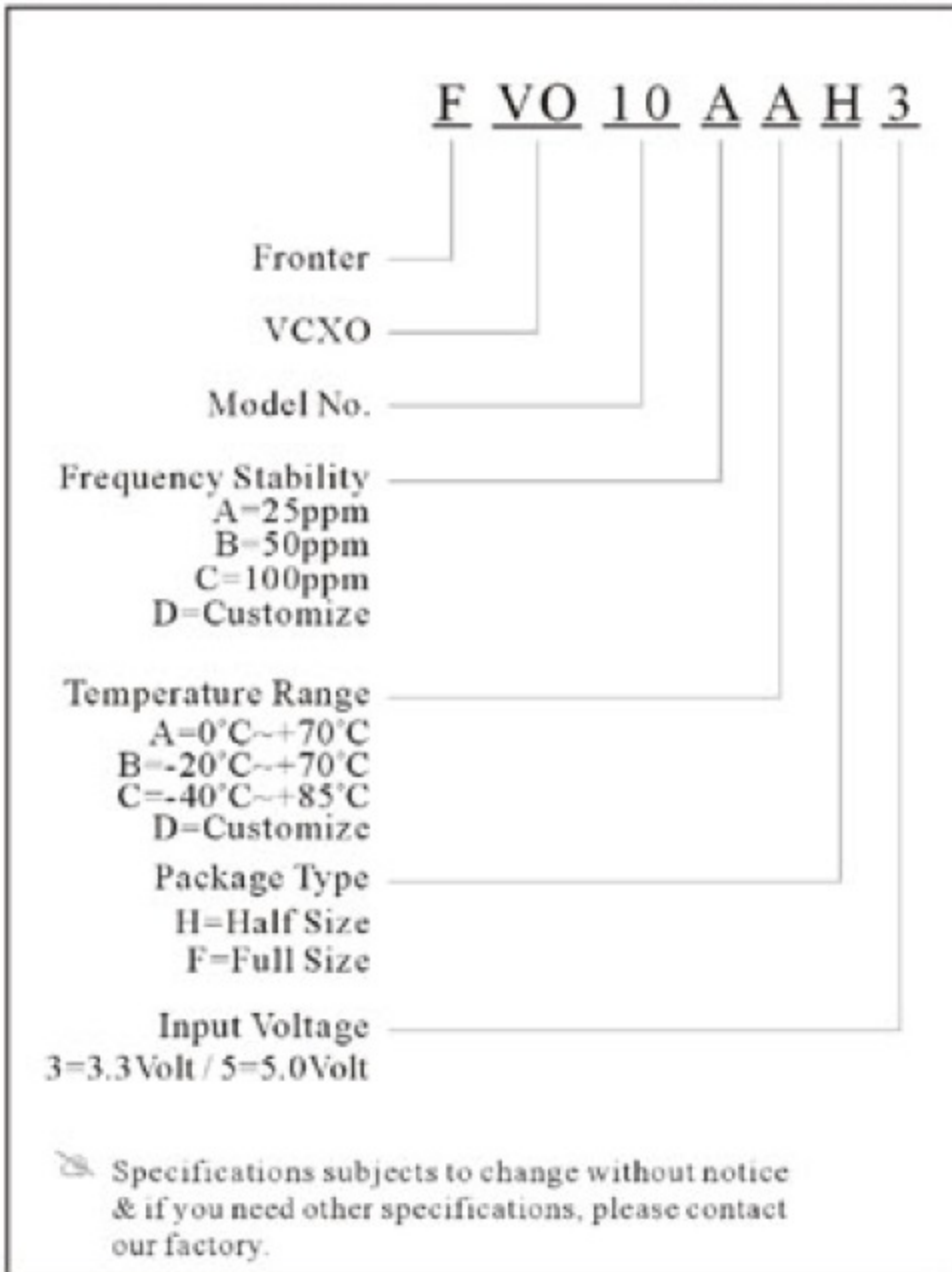
DIMENSIONS (Unit:mm) 外形尺寸



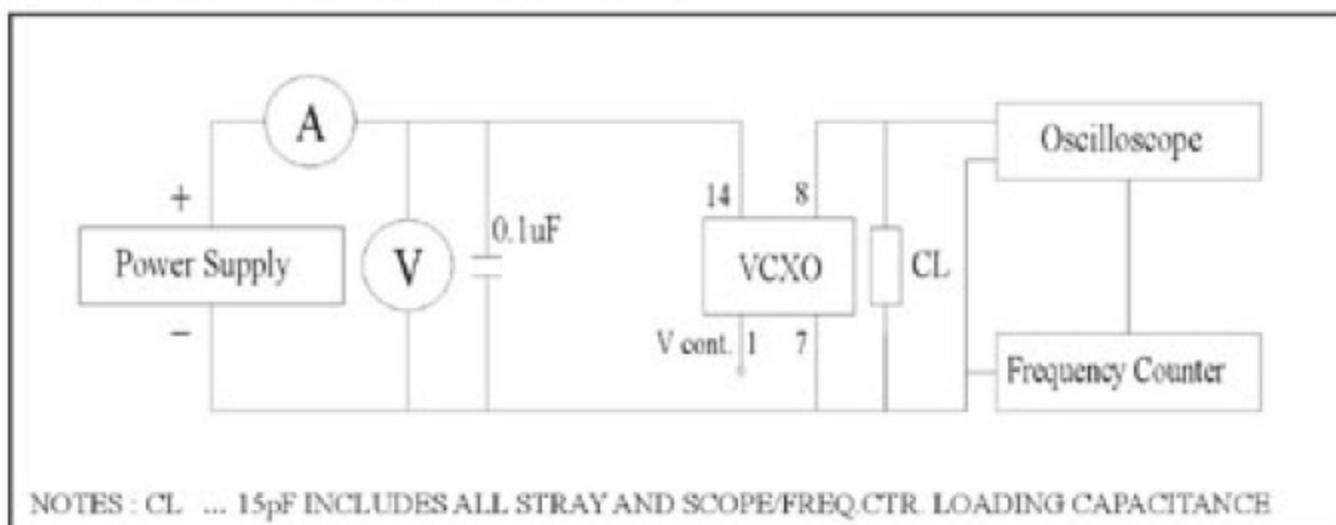
PARAMETERS 技术参数 (FVO 10 Series)

ELECTRICAL SPECIFICATIONS	
Frequency Range 频率范围	1.000MHz to 35.999MHz
Frequency Stability 频率稳定度	±25ppm ±50ppm ±100ppm (Standard)
	Inclusive of operating temperature range
Operating Temperature Range	0°C~+70°C
Storage Temperature Range	-40°C~+85°C
Input Voltage 输入电压	+5Vdc ±0.5V +3.3Vdc ±0.3V
Input Current 输入电流	30mA max. 20mA max.
O/I Level O/I 电平	+0.5V max./+4.5V min. +0.4V max./+3.0V min.
Pull Ability 压控范围	±100ppm min. (Typical) (At 2.5Volt 2V) ±100ppm min. (Typical) (At 1.65Volts 1.35V)
Linearity 线性度	±10% max. (Typical) ±10% max. (Typical)
Symmetry 占空比	60/40% or 40/60% (Typical)
Rise & Fall time 上升时间/下降时间	10nS max.
Start up time 起振时间	10mS max.
Fan out 输出负载	15pF//10TTL
Aging (at 25 °C) 老化率	±5ppm / Year max.
ENVIRONMENTAL & MECHANICAL SPECIFICATIONS	
Shock 抗冲击性能	FIL-STD-883C, Method 2002, Condition B
Vibration 抗振性能	FIL-STD-883C, Method 2007, Condition A
Solderability 焊接性能	FIL-STD-883C, Method 2003
Seal Integrity 密封性能	FIL-STD-883C, Method 1014, Condition C & A2
Marking 标记	FIL-STD-883C, Method 215

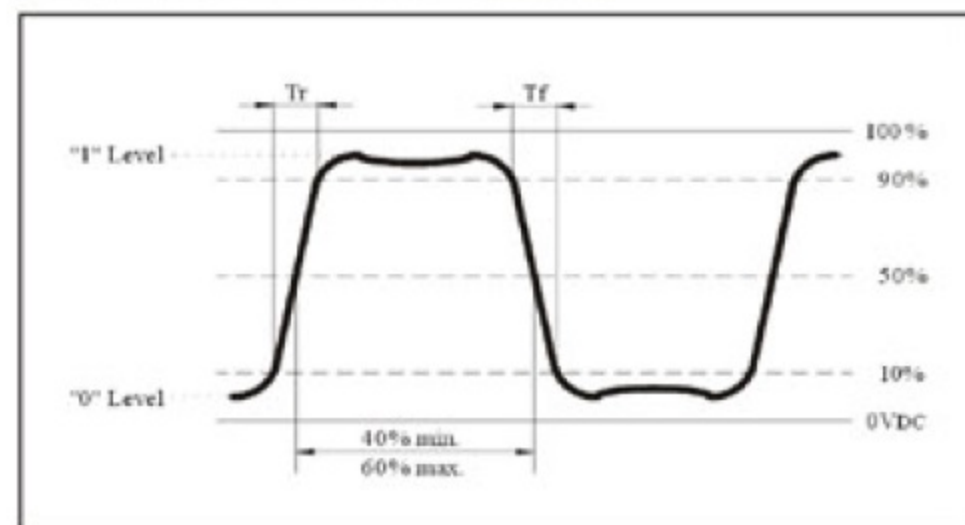
PART NUMBER GUIDE 部件号示例



TEST CIRCUIT 测试原理图



WAVE FORM 波形图



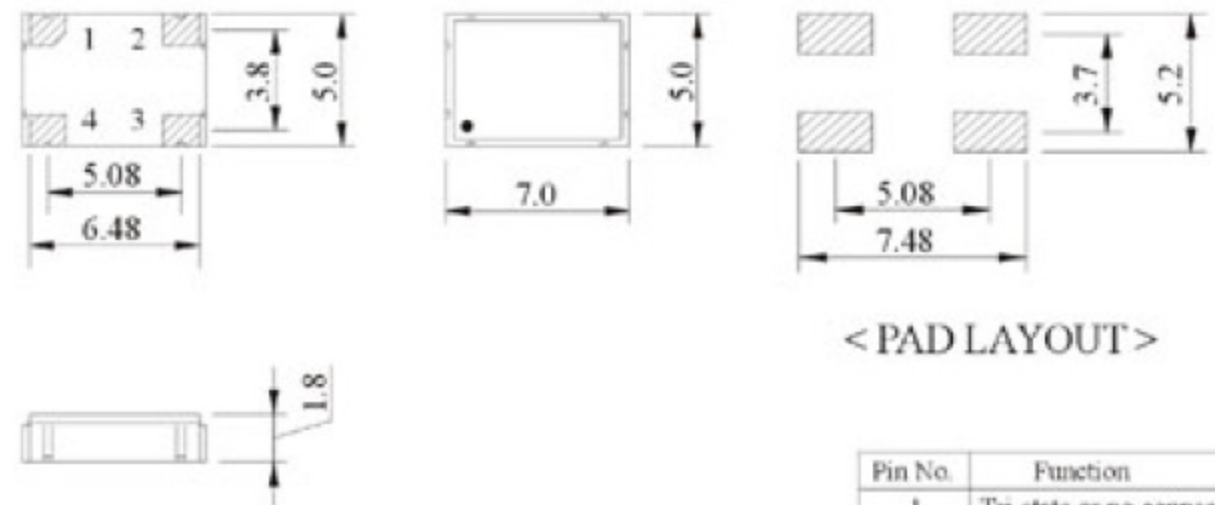
Voltage Controlled Crystal Oscillator (VCXO)

电压控制晶体振荡器

CERAMIC SMD VCXO

DIMENSIONS(Unit:mm) 外形尺寸

- Low Height
- High Speed CMOS
- Set Top Box
- CCD System



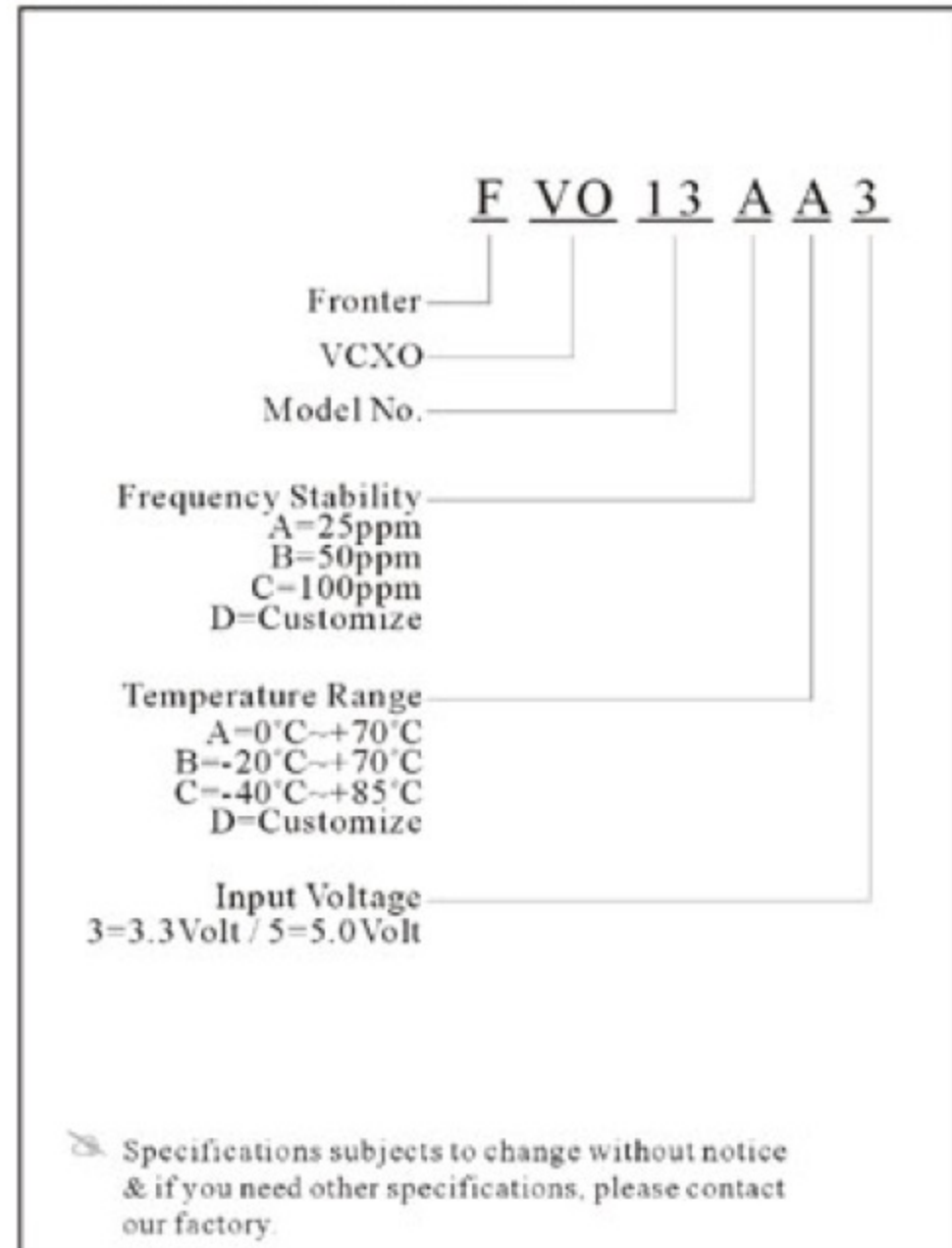
< PAD LAYOUT >

Pin No.	Function
1	Tri-state or no connect
2	GND
3	Frequency output
4	VCC

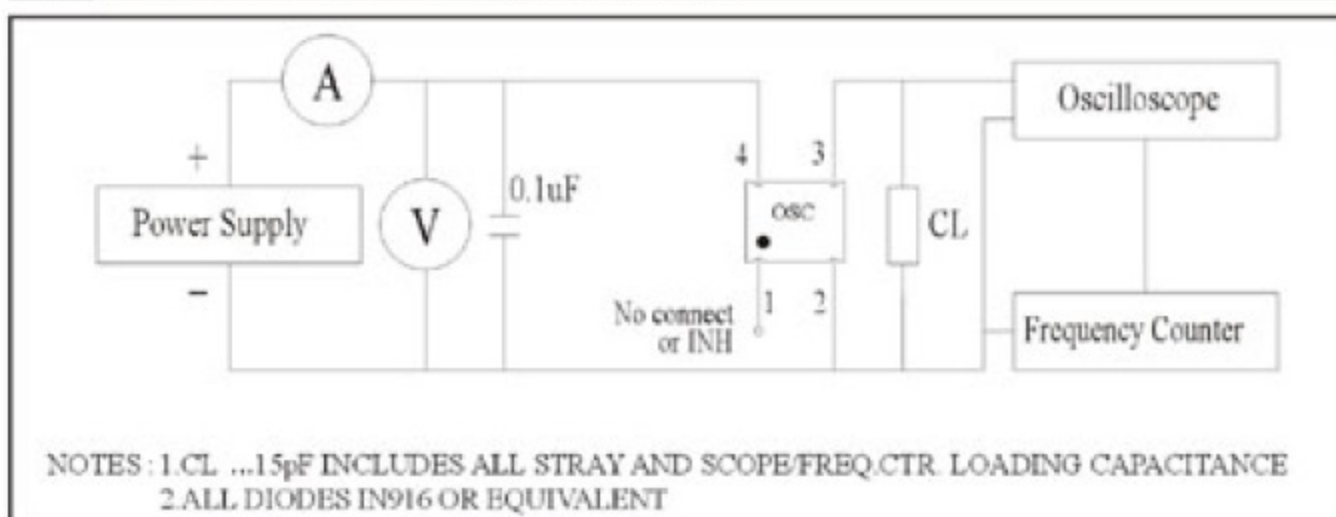
PARAMETERS 技术参数 (FVO 13 Series)

ELECTRICAL SPECIFICATIONS	
Frequency Range 频率范围	1.000MHz to 125.000MHz
Frequency Stability 频率稳定度	±25ppm ±50ppm ±100ppm (Standard) Inclusive of operating temperature range
Operating Temperature Range	0°C~+70°C
Storage Temperature Range	-40°C~+85°C
Input Voltage 输入电压	+5Vdc ±0.5V +3.3Vdc ±0.3V
Input Current 输入电流	60mA max. 40mA max.
O/I Level O/I 电平	+0.5V max./+4.5V min. +0.4V max./+3.0V min.
Pull Ability 压控范围	±100ppm min. (Typical) (At 2.5Volt 2V) ±100ppm min. (Typical) (At 1.65Volts 1.35V)
Linearity 线性度	±10% max. (Typical) ±30% max. (Typical)
Symmetry 占空比	60/40% or 40/60% (Typical)
Rise & Fall time 上升和下降时间	10nS max.
Start up time 起振时间	10mS max.
Fan out 输出负载	15pF//10TTL
Aging (at 25 °C) 老化率	±5ppm / Year max
ENVIRONMENTAL & MECHANICAL SPECIFICATIONS	
Shock 抗冲击性能	FIL-STD-883C, Method 2002, Condition B
Vibration 抗振性能	FIL-STD-883C, Method 2007, Condition A
Solderability 焊接性能	FIL-STD-883C, Method 2003
Seal Integrity 密封性能	FIL-STD-883C, Method 1014, Condition C & A2
Marking 标记	FIL-STD-883C, Method 215

PART NUMBER GUIDE



TEST CIRCUIT 测试原理图



WAVE FORM 波形图

