


DM(R), DJ(R) & DL(R) SERIES

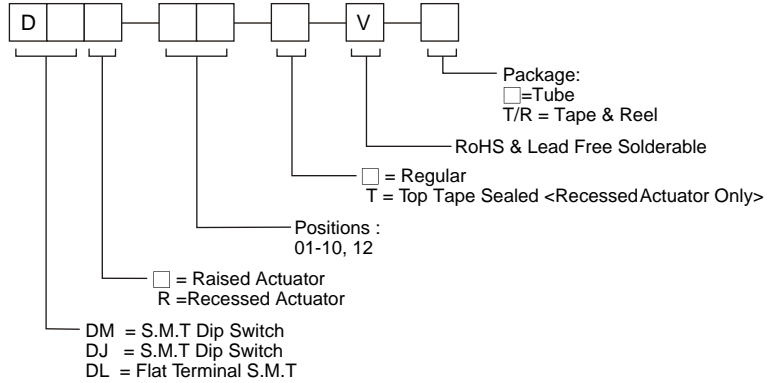
Surface Mount IC Type



DIP SWITCH



HOW TO ORDER



SPECIFICATION

MECHANICAL

Operation Force: 1,000gf max.
Stroke: 1.0 mm

ENVIRONMENTAL

Operation Temp: -20°C to +85°C
Storage Temperature: -40°C to +85°C

ELECTRICAL

Electrical Life: 2,000 operations
Non-Switching Rating: 100mA, 50VDC.
Switching rating: 25mA 24VDC.

PACKAGE

DM(R), DJ(R):
 01:130 pcs/tube 02:76 pcs/tube
 03:55 pcs/tube 04:42 pcs/tube
 05:35 pcs/tube 06:28 pcs/tube
 07:25 pcs/tube 08:22 pcs/tube
 09:20 pcs/tube 10:18 pcs/tube
 12:15 pcs/tube

Tape & Reel:
 DM(R)-01-T-T/R: 800 pcs/reel
 DMR-02-T-T/R~DMR-12-T-T/R: 900 pcs/reel
 DM-(01)(05)(07)(10)-T/R: 800 pcs/reel
 DM-(02)(03)(04)(06)(08)(09)(12)-T/R: 700 pcs/reel
 DJR-(02)(03)(04)(08)(09)(10)-T-T/R: 1000 pcs/reel
 DL(R): 1000 pcs/bag

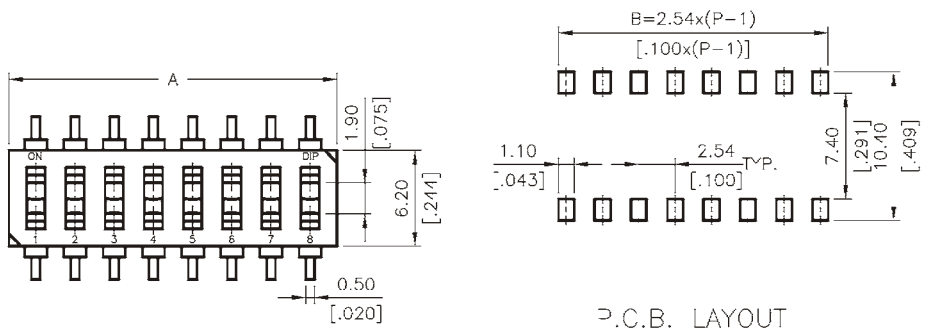
CIRCUIT

SCHEMATIC(TYP.)

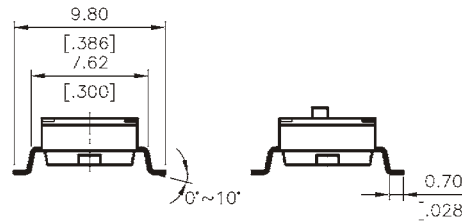
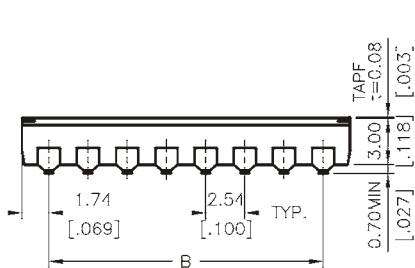


(1,2,3,4,5,6,7,8,9,10,12,POS AVAIL)

DM(R)



P.C.B. LAYOUT



DMR SERIES

DM SERIES

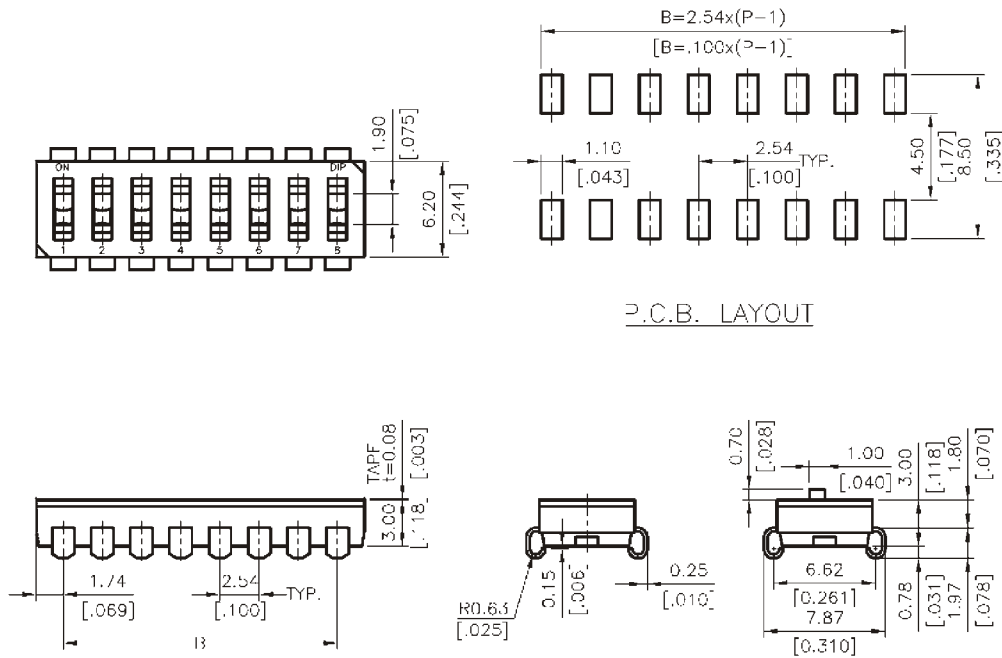
DM-12 DMR-12	12	31.42 [1.237]	27.94 [1.100]
DM-10 DMR-10	10	26.34 [1.037]	22.86 [.900]
DM-09 DMR-09	9	23.80 [.937]	20.32 [.800]
DM-08 DMR-08	8	21.26 [.837]	17.78 [.700]
DM-07 DMR-07	7	18.72 [.737]	15.24 [.600]
DM-06 DMR-06	6	16.18 [.637]	12.70 [.500]
DM-05 DMR-05	5	13.64 [.537]	10.16 [.400]
DM-04 DMR-04	4	11.10 [.437]	7.62 [.300]
DM-03 DMR-03	3	8.56 [.337]	5.08 [.200]
DM-02 DMR-02	2	6.02 [.237]	2.54 [.100]
DM-01 DMR-01	1	3.48 [.137]	
PROD. NO.	NO. OF POS.	DIM. A	DIM. B

DM(R), DJ(R) & DL(R) SERIES

Surface Mount IC Type



DJ(R)



P.C.B. LAYOUT

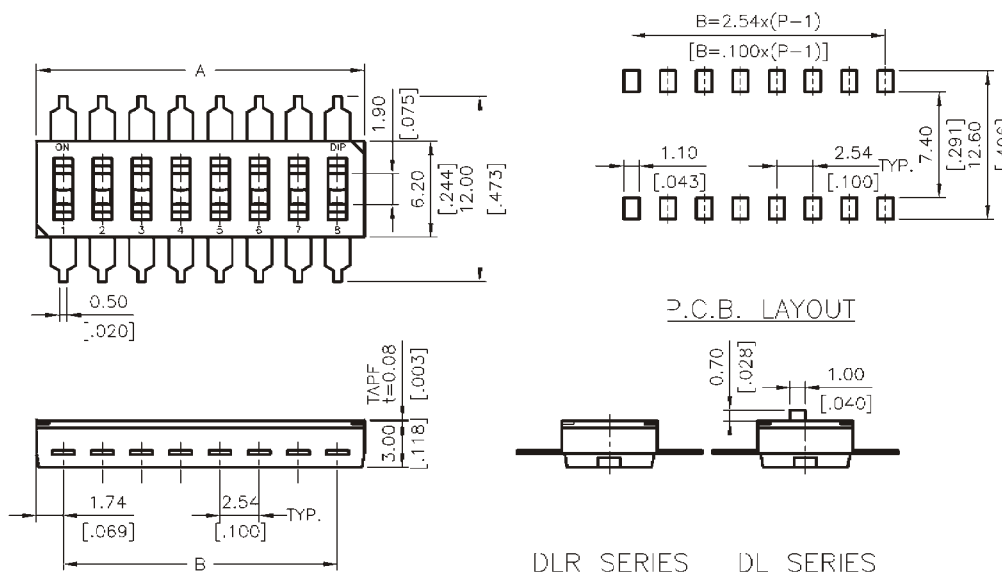
DJR SERIES

DJ SERIES

PROD. NO.	NO. OF POS.	DIM. A	DIM. B
DJ-12 DJR-12	12	31.42 [1.237]	27.94 [1.100]
DJ-10 DJR-10	10	26.34 [1.037]	22.86 [.900]
DJ-09 DJR-09	9	23.80 [.937]	20.32 [.800]
DJ-08 DJR-08	8	21.26 [.837]	17.78 [.700]
DJ-07 DJR-07	7	18.72 [.737]	15.24 [.600]
DJ-06 DJR-06	6	16.18 [.637]	12.70 [.500]
DJ-05 DJR-05	5	13.64 [.537]	10.16 [.400]
DJ-04 DJR-04	4	11.10 [.437]	7.62 [.300]
DJ-03 DJR-03	3	8.56 [.337]	5.08 [.200]
DJ-02 DJR-02	2	6.02 [.237]	2.54 [.100]
DJ-01 DJR-01	1	---	---

DIP SWITCH

DL(R)



P.C.B. LAYOUT

DLR SERIES

DL SERIES

PROD. NO.	NO. OF POS.	DIM. A	DIM. B
DL-12 DLR-12	12	31.42 [1.237]	27.94 [1.100]
DL-10 DLR-10	10	26.34 [1.037]	22.86 [.900]
DL-09 DLR-09	9	23.80 [.937]	20.32 [.800]
DL-08 DLR-08	8	21.26 [.837]	17.78 [.700]
DL-07 DLR-07	7	18.72 [.737]	15.24 [.600]
DL-06 DLR-06	6	16.18 [.637]	12.70 [.500]
DL-05 DLR-05	5	13.64 [.537]	10.16 [.400]
DL-04 DLR-04	4	11.10 [.437]	7.62 [.300]
DL-03 DLR-03	3	8.56 [.337]	5.08 [.200]
DL-02 DLR-02	2	6.02 [.237]	2.54 [.100]
DL-01 DLR-01	1	3.48 [.137]	---